



Article [Edit](#)

Home » Categories » Computers and Electronics » Video » Video Hosting and Sharing Websites » YouTube » YouTube Videos »

Learn why people **trust wikiHow**

How to Download YouTube Videos

Co-authored by **wikiHow Staff** | Tech Tested

Updated: December 3, 2019

This wikiHow teaches you how to download YouTube videos to your computer, phone, or tablet. Keep in mind that while downloading most YouTube videos isn't illegal, it does violate Google's terms of service.

Explore this Article

- [Using KeepVid on a Computer](#)
- [Using 4K Video Downloader on a Computer](#)
- [Using VLC Player on a Computer](#)
- [Show 2 more...](#)

[Article Summary](#)

[Questions & Answers](#)

[Related Articles](#)

[References](#)



Tested By:
wikiHow Technology Team

How helpful is this?

Co-authors: 178
Updated: **December 3, 2019**
Views: **9,370,480**



subra santhanam
May 21, 2017

"I have an XP computer and I have hard time playing YouTube videos. I was looking for ways to watch the video, and I..." more

[More success stories](#)

[Share yours!](#)

Related Articles

video offline
144p
m - 360p

How to Download YouTube Videos to the iPad

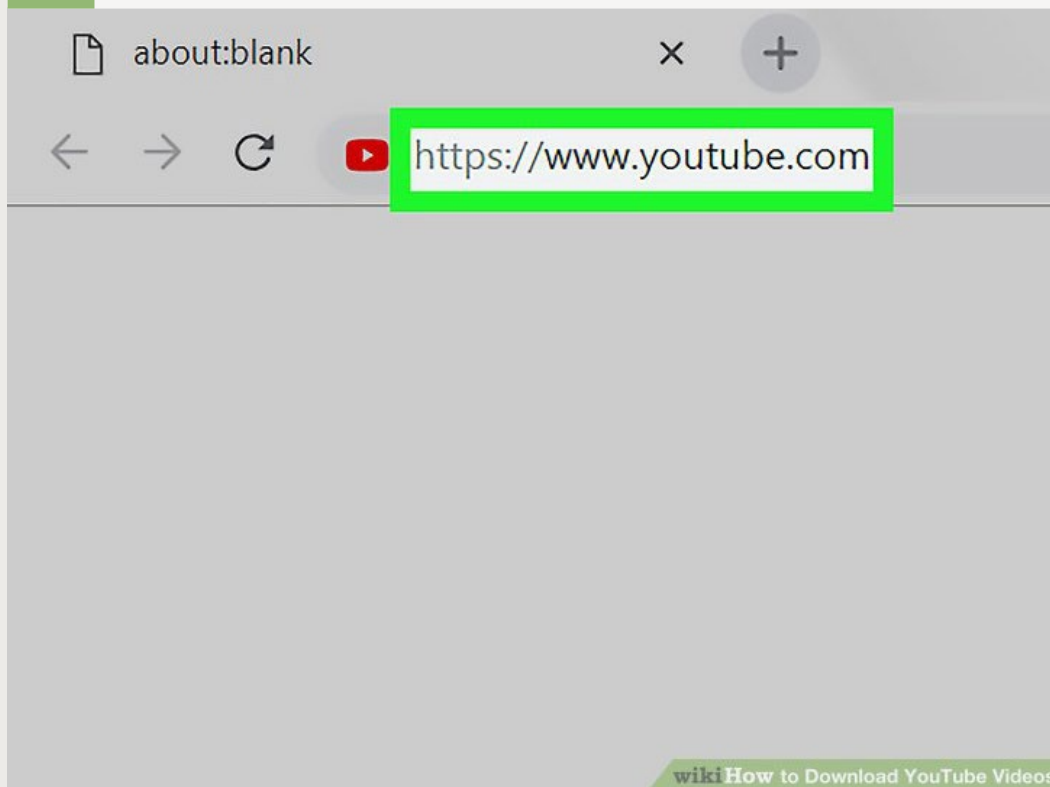
How to Download Streaming Videos

How to Download YouTube Videos on Mobile

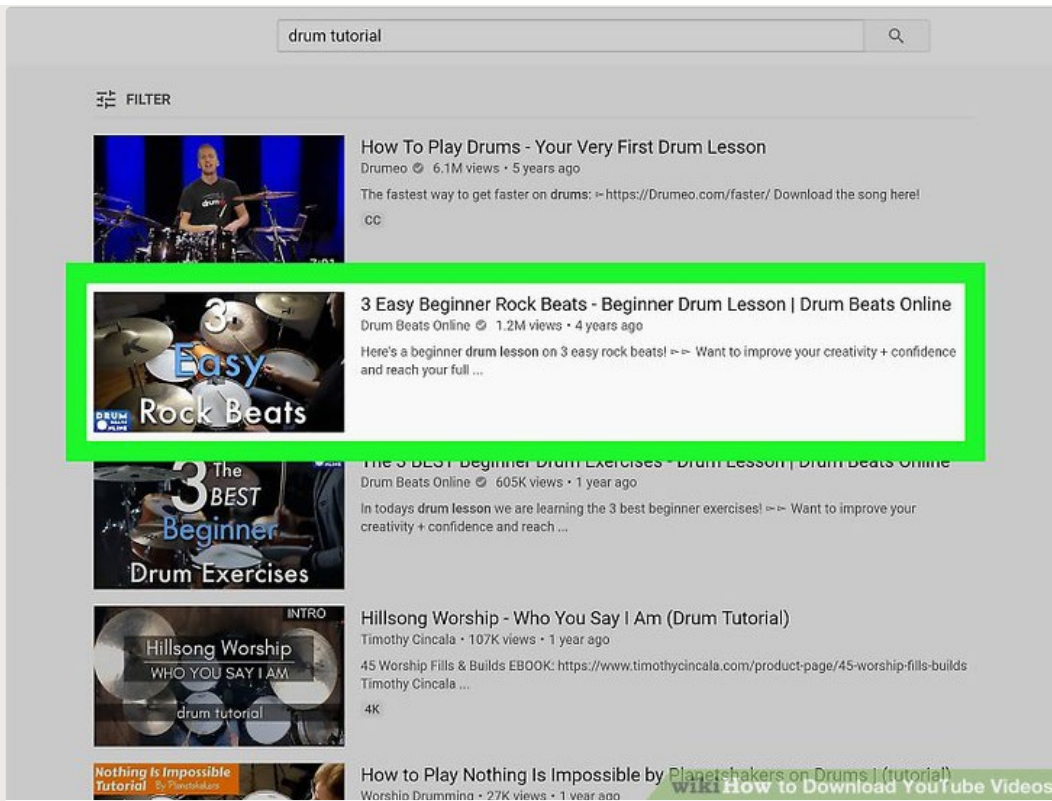
How to Download YouTube Video Subtitles

Method
1

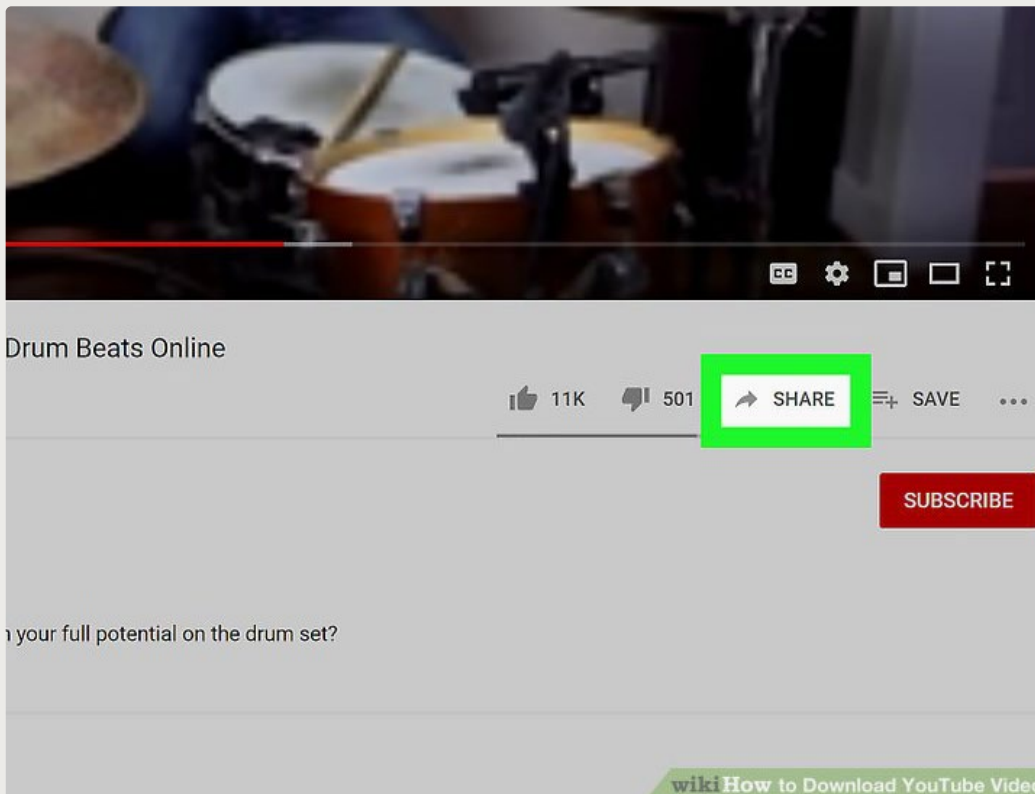
Using KeepVid on a Computer




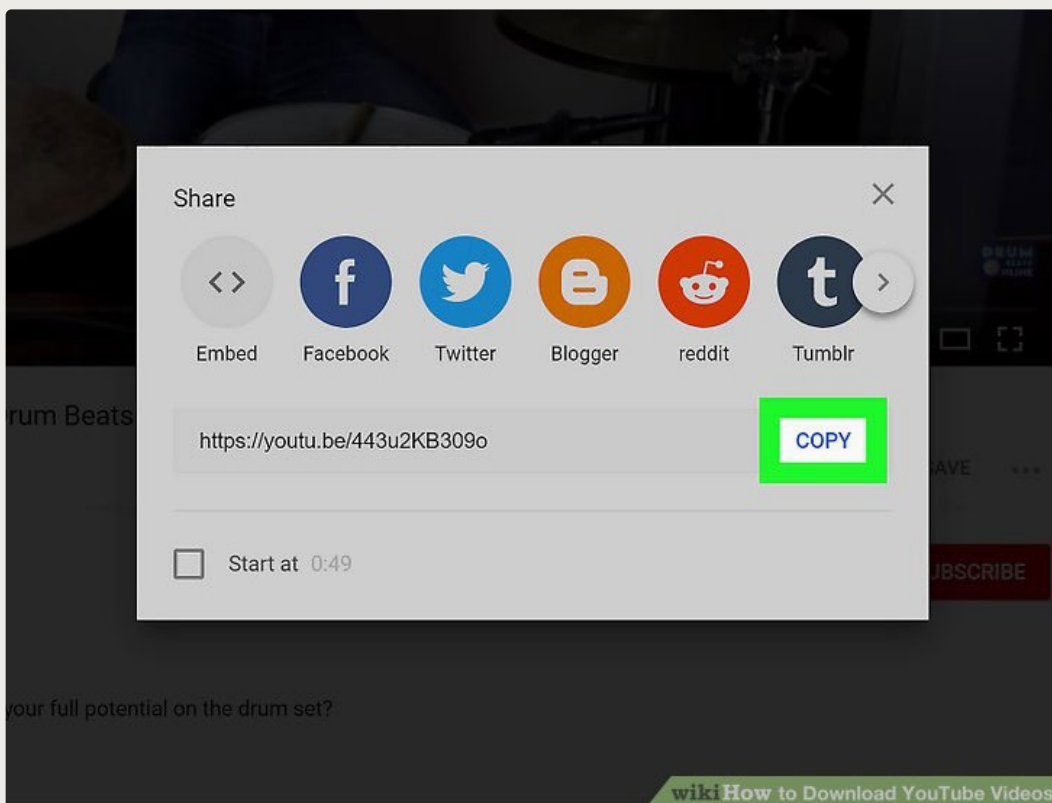
1 Go to <https://www.youtube.com> in a web browser. You can use a free YouTube download website like KeepVid to download YouTube videos to your computer. Before opening KeepVid, you'll want to open the YouTube video.



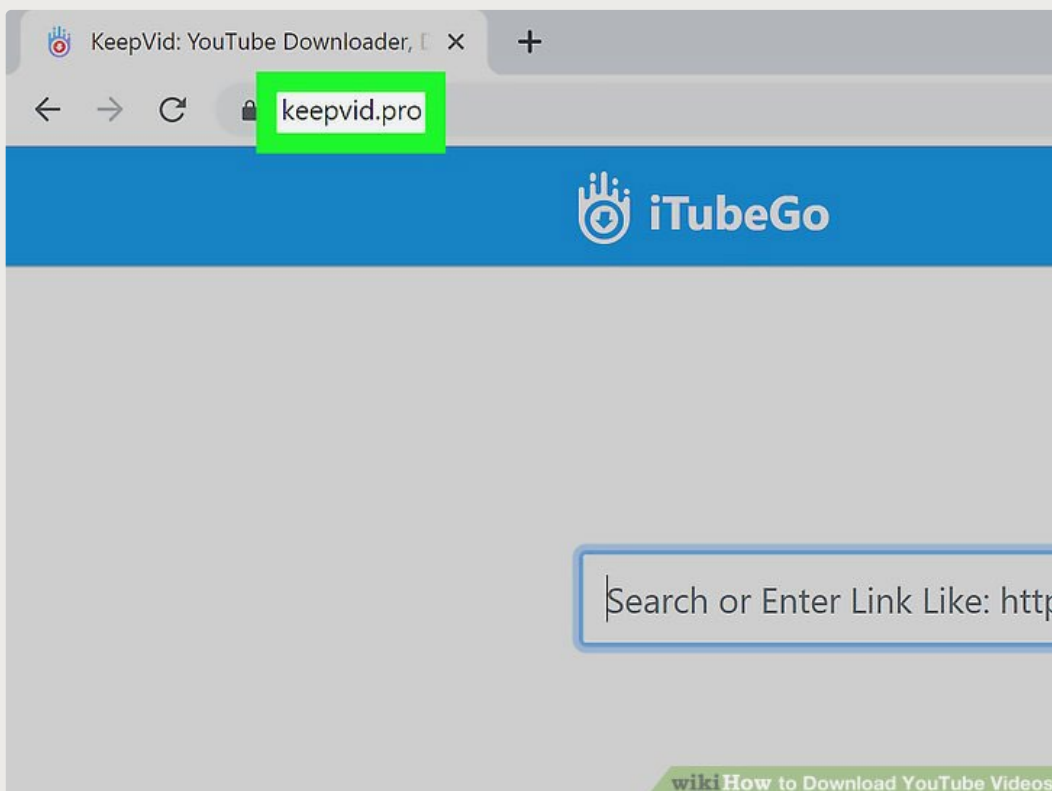
2 Go to the video you want to download. You can choose a video from the home page or search for something using the "Search" bar at the top of the screen. Once you select the video, it should play immediately.



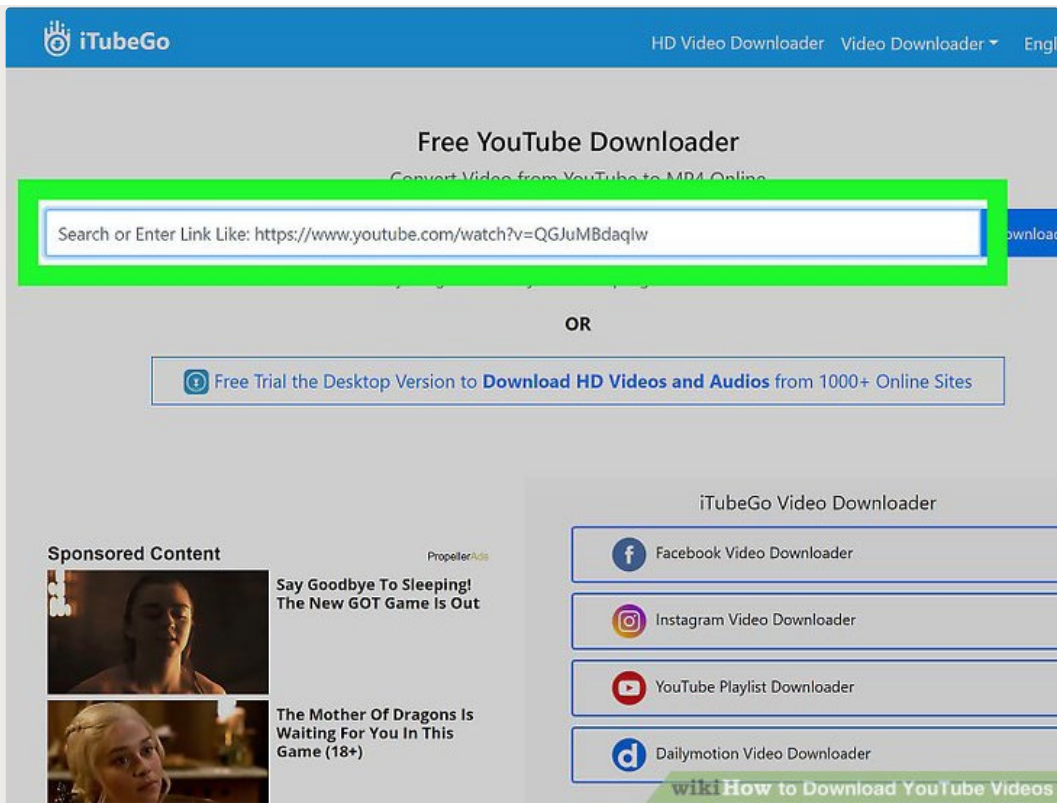
3 Click the  icon. It's the gray arrow below the video. Some sharing options will appear.



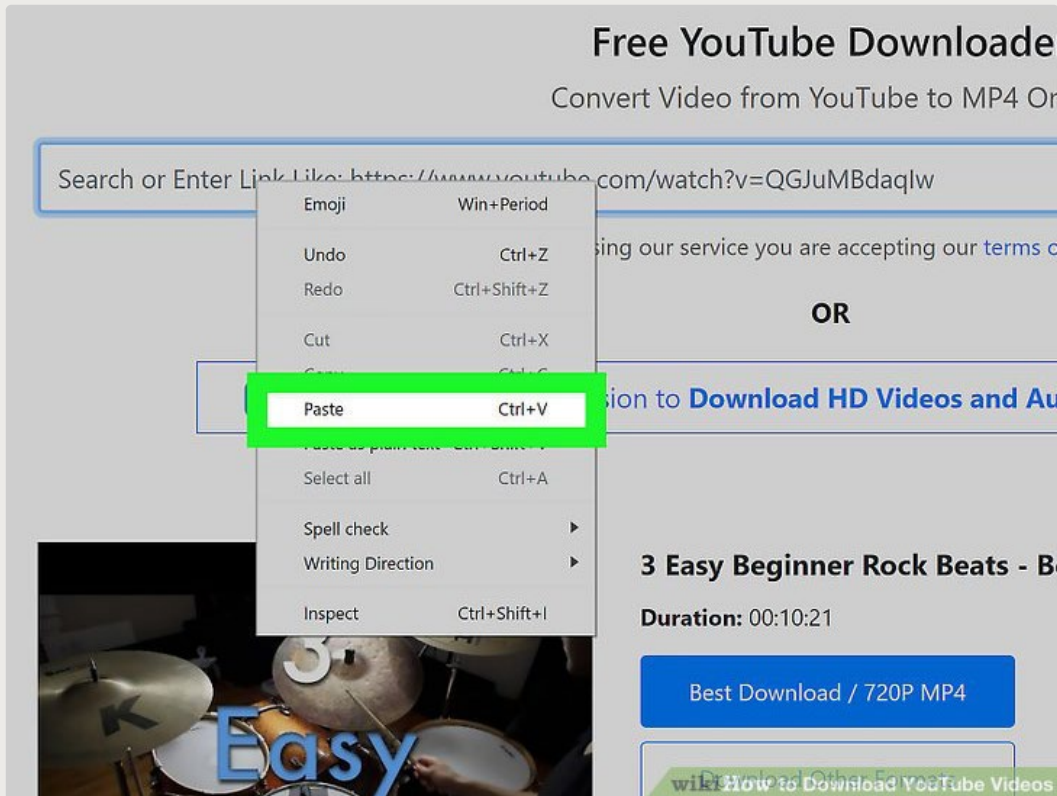
4 Click the blue  link next to the URL. This copies the link to your clipboard.



5 Navigate to <https://keepvid.pro>. You can do this in the same browser tab if you wish.



6 Right-click the "Enter Link" field. It's at the top of the KeepVid page.



7 Click **Paste**.

Free YouTube Downloader

Convert Video from YouTube to MP4 Online

09o&t=22s

Download Now

Using our service you are accepting our [terms of use](#).

OR

Upgrade to [Download HD Videos and Audios](#) from 1000+ Online Sites

3 Easy Beginner Rock Beats - Beginner Drum Lesson | Drum Beats Online

Duration: 00:10:21

wikiHow to Download YouTube Videos

8 Click the blue **Download Now** button. KeepVid will fetch the video and display some format options.

Free Trial the Desktop Version to [Download HD Videos and Audios](#) from 1000+



3 Easy Beginner Rock Beats - Beginner Drum Lesson

Duration: 00:10:21

Best Download / 720P MP4

Download Other Formats

Wanna download YouTube to MP3? Try [YouTube to MP3 Converter](#).

How to download the video file? What to do if download doesn't happen?

On Mobile: Touch the button and hold until the menu appears, choose **'Download Link'**.

On Desktop: Right-click the download button, choose **'Save link as...'** or **'Download link as...'** option.

Video

wikiHow to Download YouTube Videos

9 Select a download format. To get the highest possible quality, click the blue **Best Download** video next to the video. To choose a lower-quality (smaller) file, click **Download Other Formats** and make your selection. This downloads the file to your computer.


- If prompted, select a saving location and click **Save**, **Download**, or **OK**. You can then watch the video by double-clicking the file on your computer.

Method
2

Using 4K Video Downloader on a Computer

Free video downloader trusted by millions

4K Video Downloader allows downloading videos, playlists, channels and subtitles from YouTube, Facebook, Vimeo and other video sites in high quality.

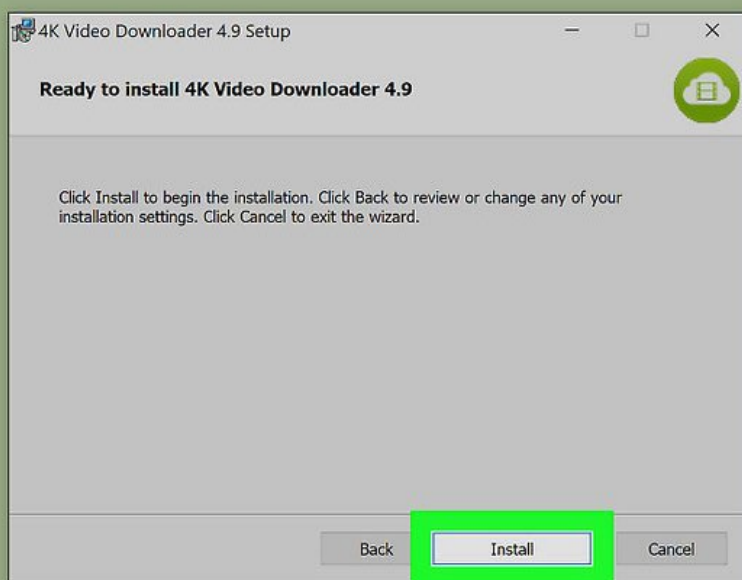


Microsoft Windows 64-bit. Looking for [Another Version?](#)

wikiHow to Download YouTube Videos

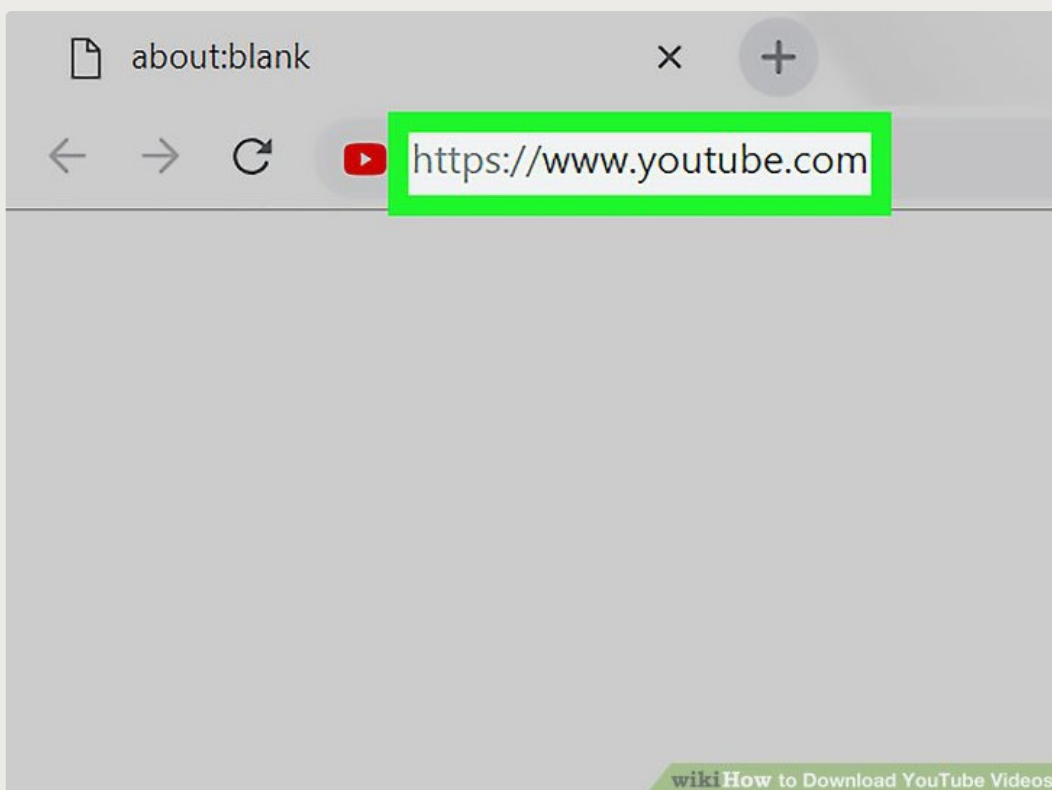
1 **Download the 4K Video Downloader setup file.** Go to <https://www.4kdownload.com/products/product-videodownloader> in your computer's web browser, then click **Get 4K Video Downloader** on the left side of the page. The 4K Video Downloader setup file will download onto your computer.

- 4K Video Downloader is available on both Windows and Mac computers.^[1]



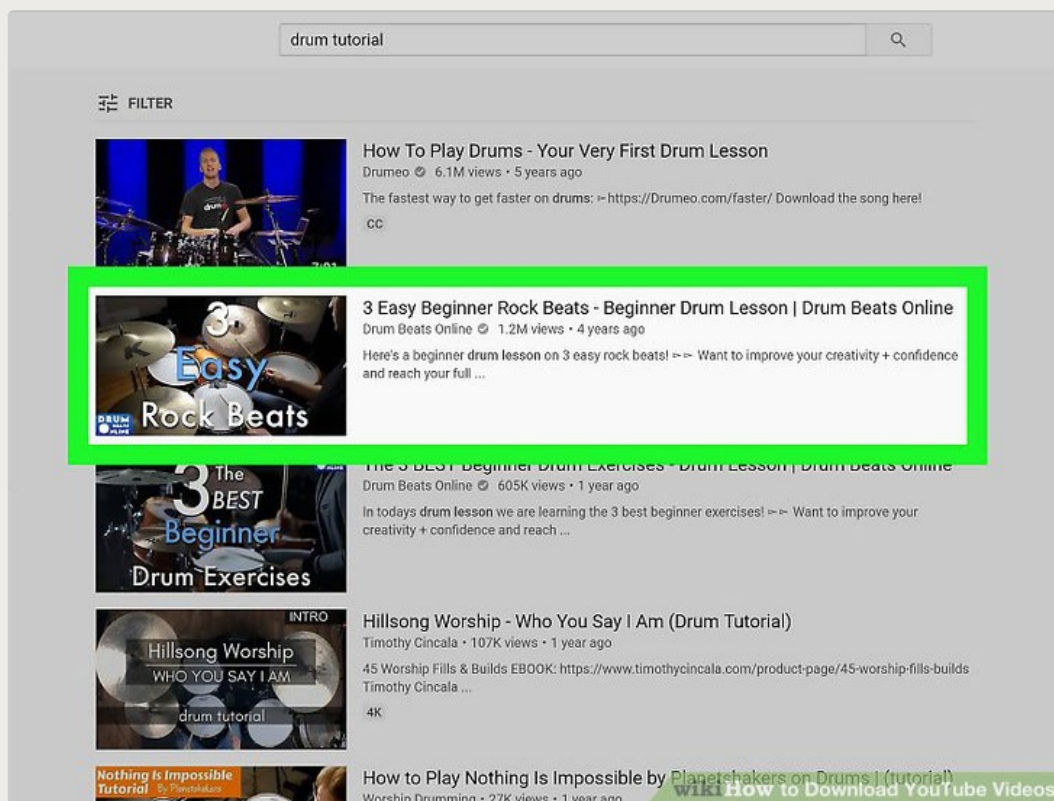
wikiHow to Download YouTube Videos

- 2 Install 4K Video Downloader.** Once the 4K Video Downloader setup file finishes downloading, you can install it by doing the following:
- Windows: Double-click the setup file, click **Yes** when prompted, and follow the on-screen setup instructions.
 - Mac: Double-click the setup file, **verify the installation** if necessary, click and drag the 4K Video Downloader app icon onto the "Applications" folder, and follow any on-screen instructions.

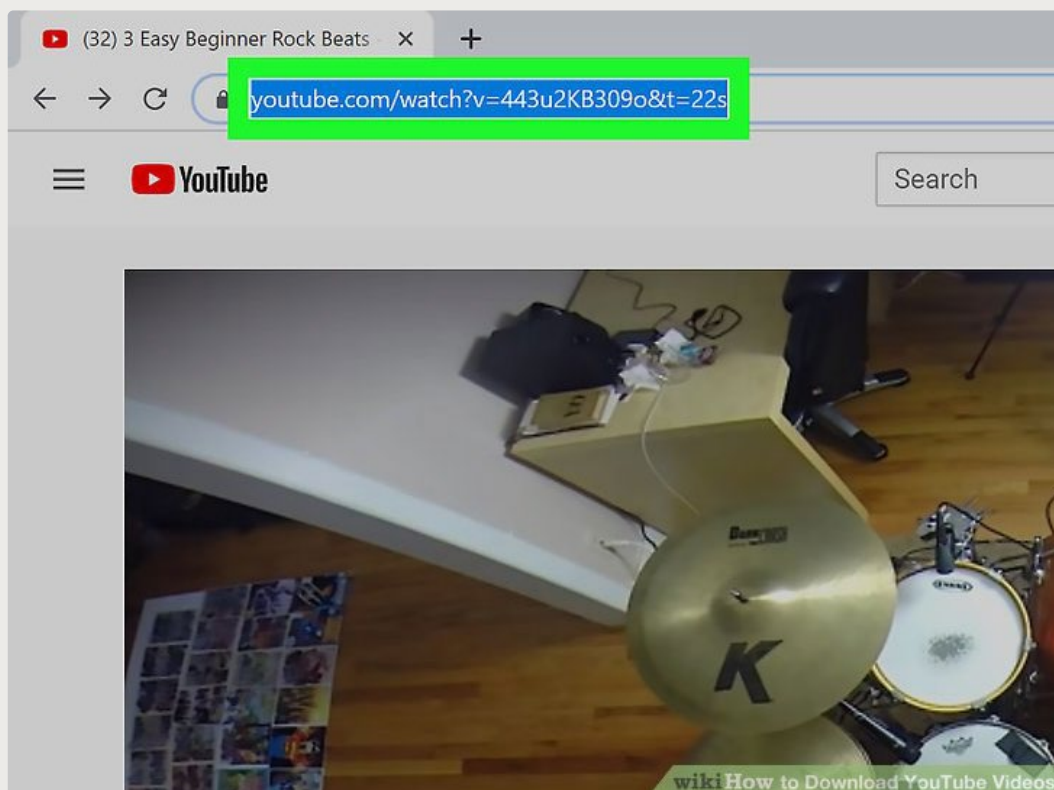


wikiHow to Download YouTube Videos

3 Go to <https://www.youtube.com> in a web browser.

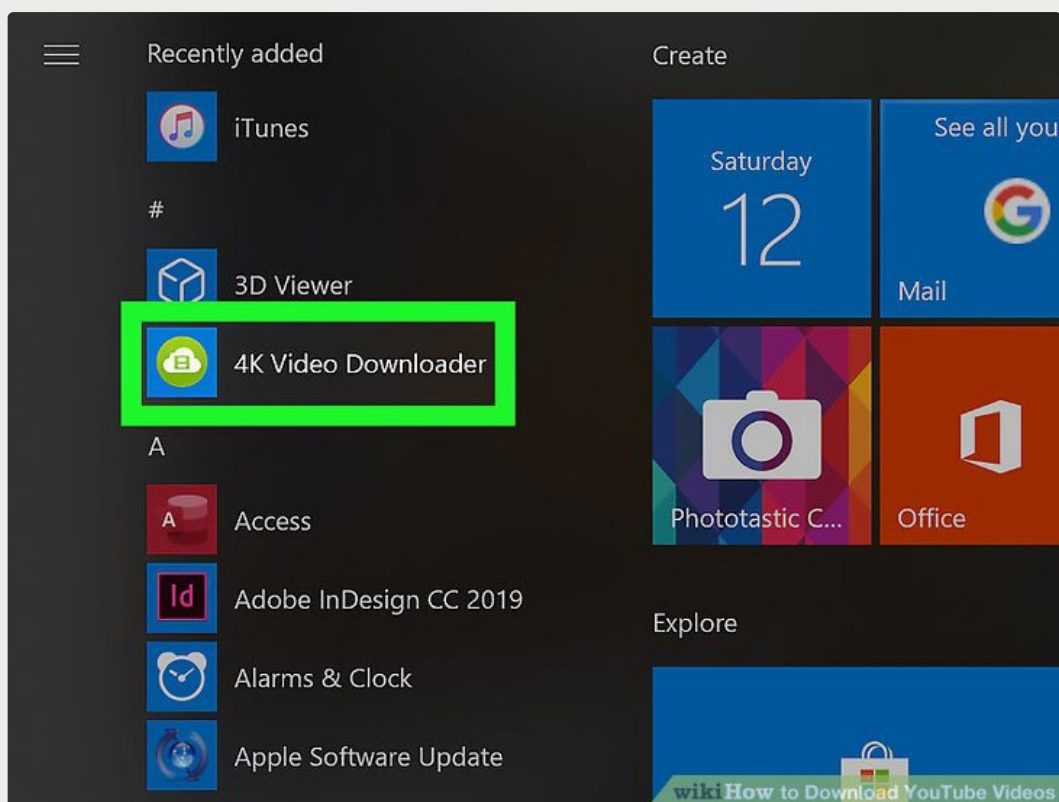


4 Go to the video you want to download. The video should begin playing.

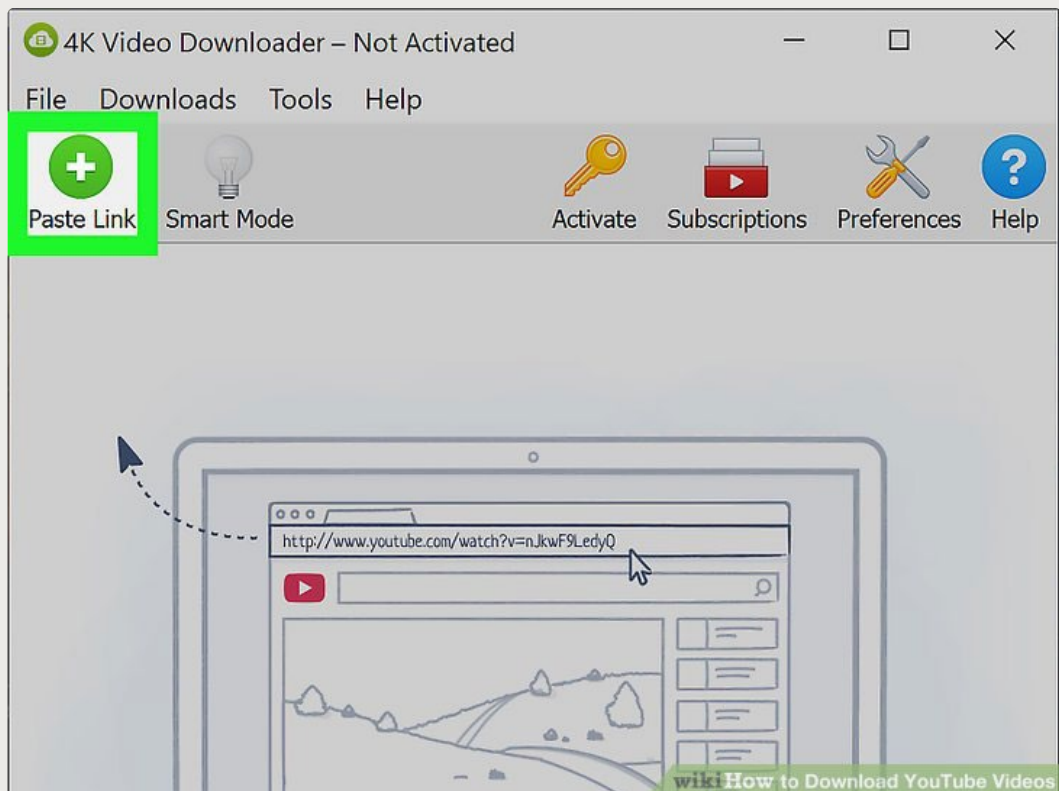


5 Copy the video's address. Click the video's address in the bar at the top of your browser's window, then press **Ctrl + A** (Windows) or **⌘ Command + A** (Mac) to fully

select it and press **Ctrl + C** or **Command + C** to copy it.



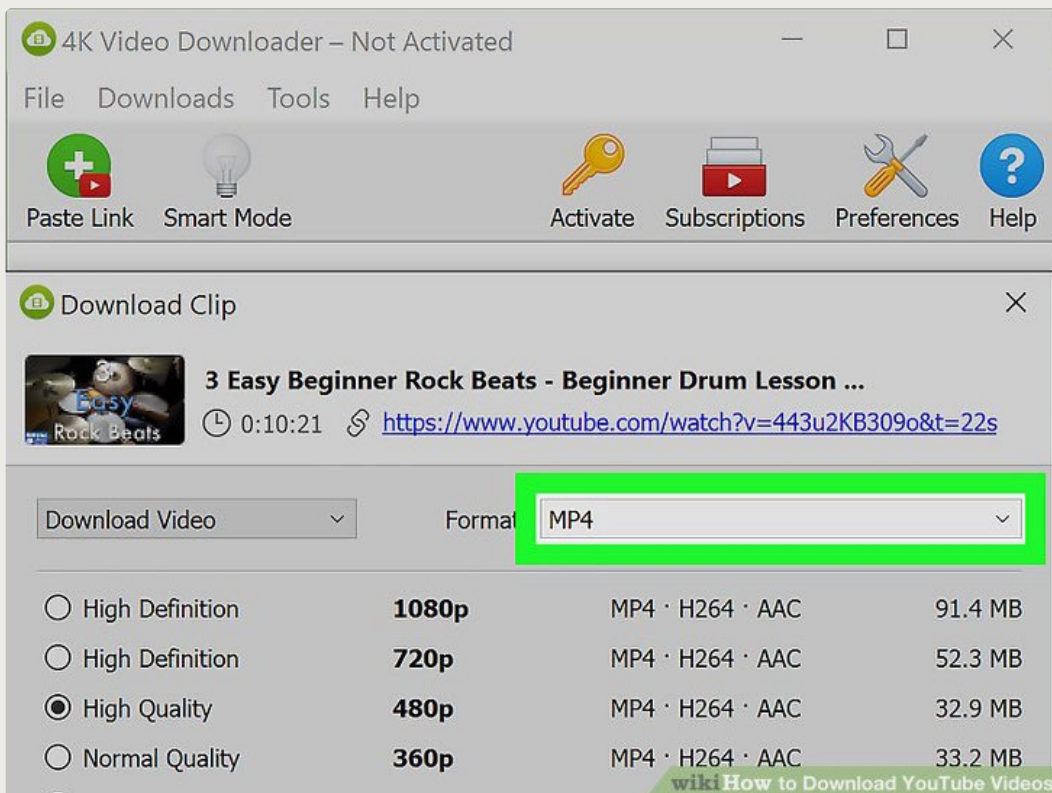
6 **Open 4K Video Downloader.** If 4K Video Downloader didn't automatically open upon finishing its installation, click its link in the Windows Start menu or your Mac's **Applications** folder.



Click **Paste Link**. It's in the top-left corner of the 4K Video Downloader window.

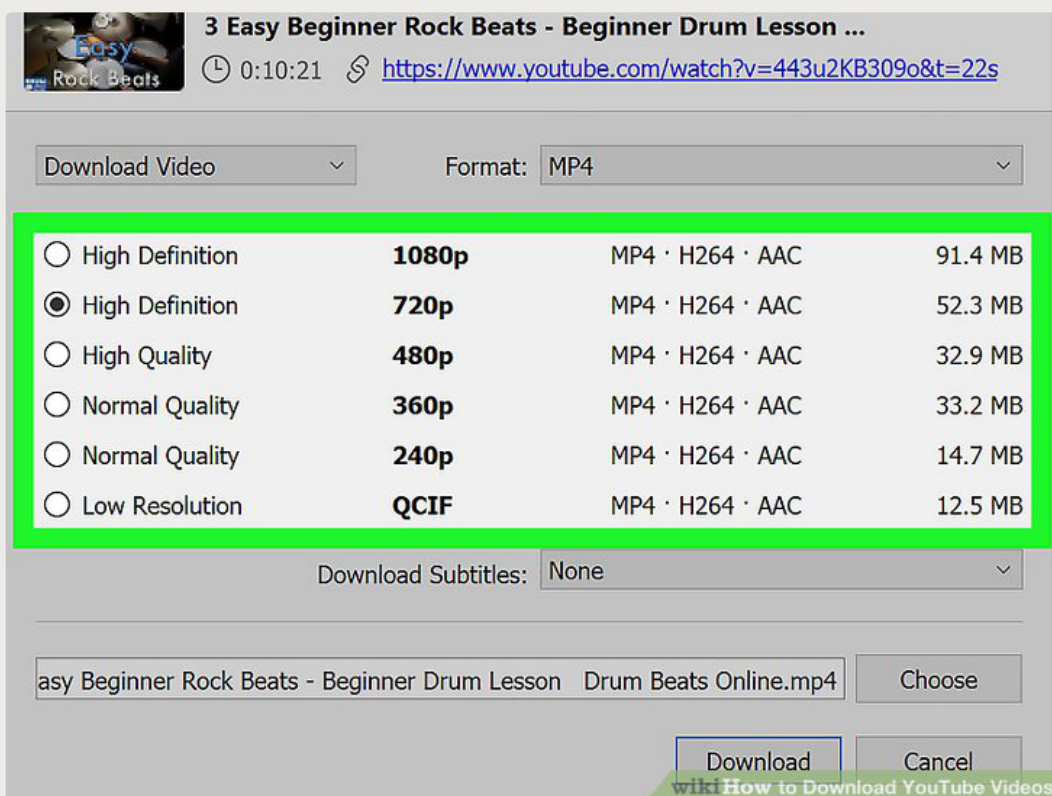
7

Doing so will cause the 4K Video Downloader to extract the address you copied.



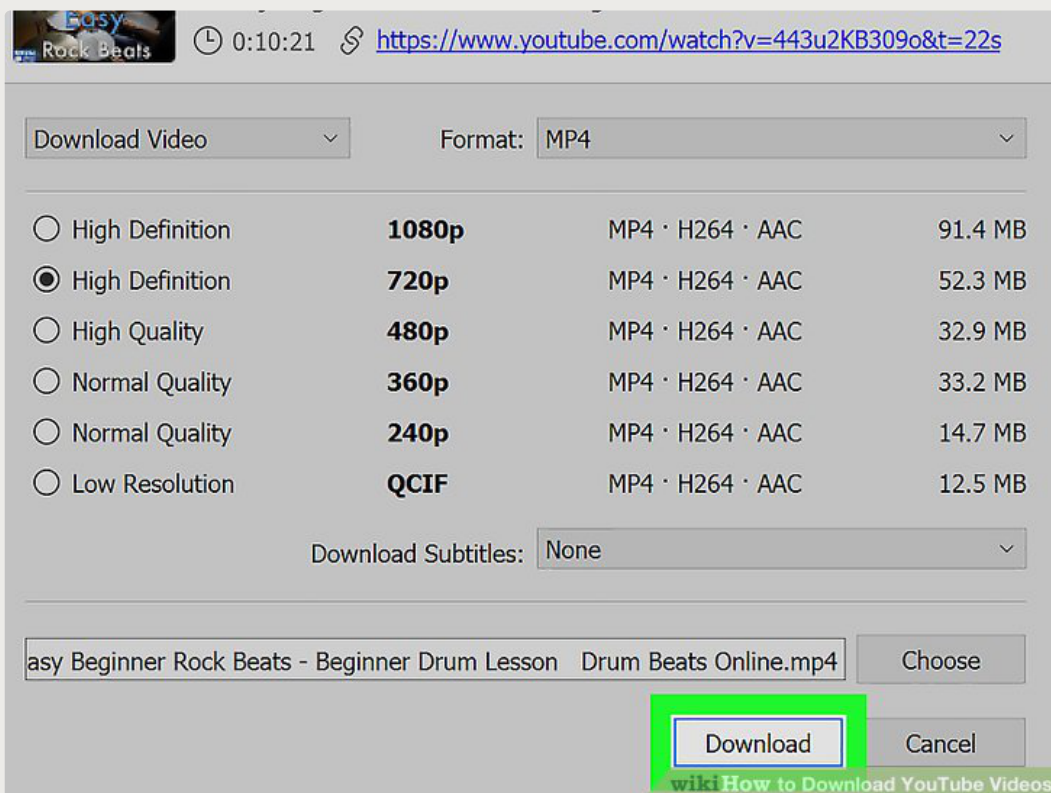
8

Select a video format from the "Format" menu. If you don't see "4K" listed in the quality options for a video which you know supports 4K, changing the video format from MP4 to MKV will usually prompt the 4K option to appear.

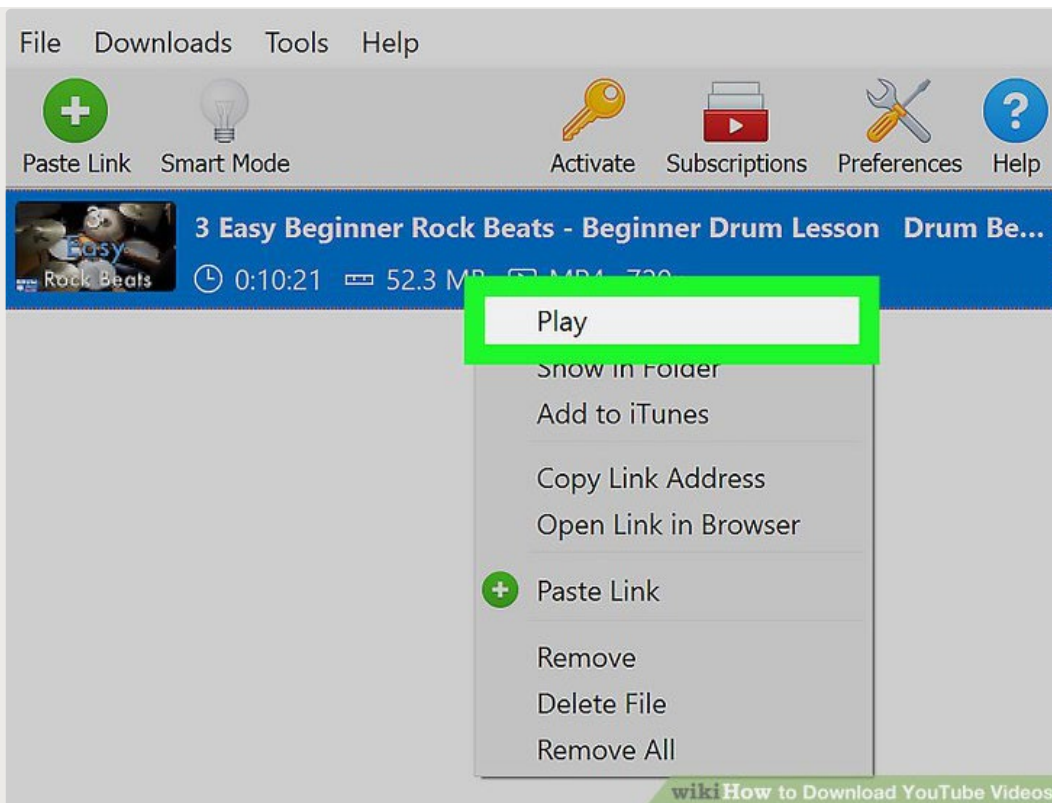


9 Select a quality. By default, the highest possible quality will be selected, but you can check the box next to a different quality (e.g., **1080p**) if your computer doesn't support the highest quality.

- For example, many laptop screens don't support 4K video, meaning that downloading a video in 4K is pointless.



10 Click **Download.** It's at the bottom of the window. Your video will begin downloading onto your computer.

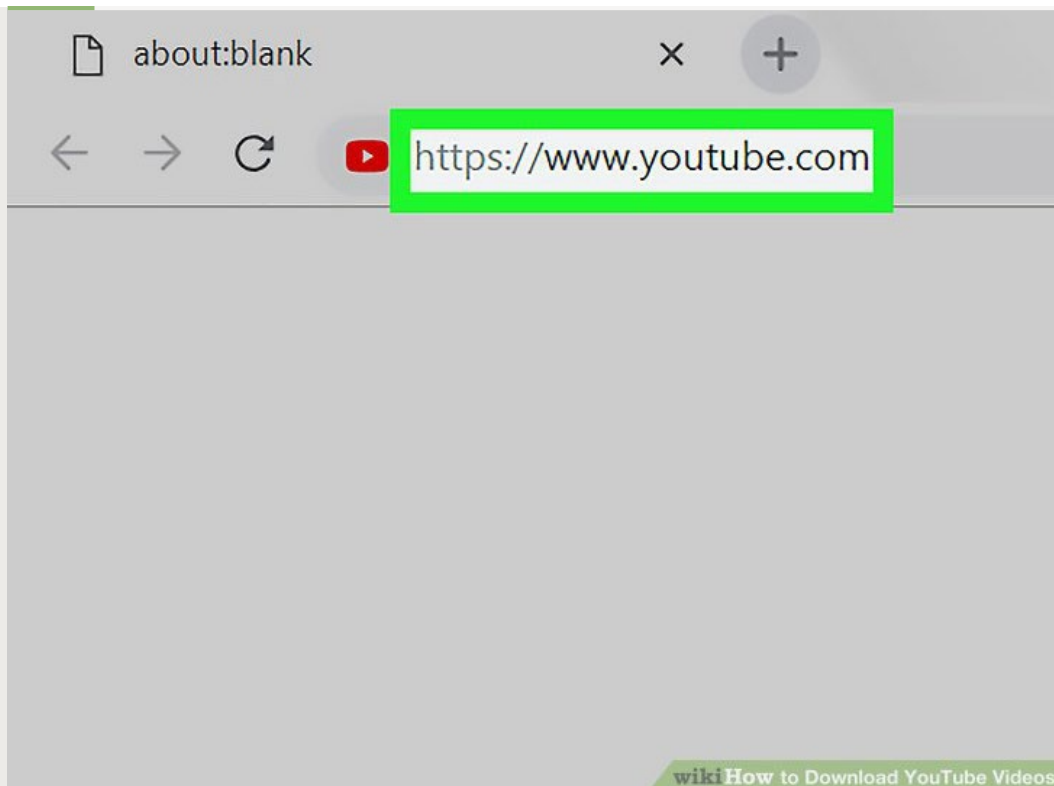


11 **Open your video's location.** Once your video finishes downloading, right-click it and then click **Show in Folder** in the resulting drop-down menu. This will cause a File Explorer (Windows) or Finder (Mac) window with your downloaded video to open, at which point you can double-click the video to play it in your computer's default video player.

- On a Mac, you can hold down **Ctrl** while clicking the video to prompt the right-click menu to appear.

Method
3

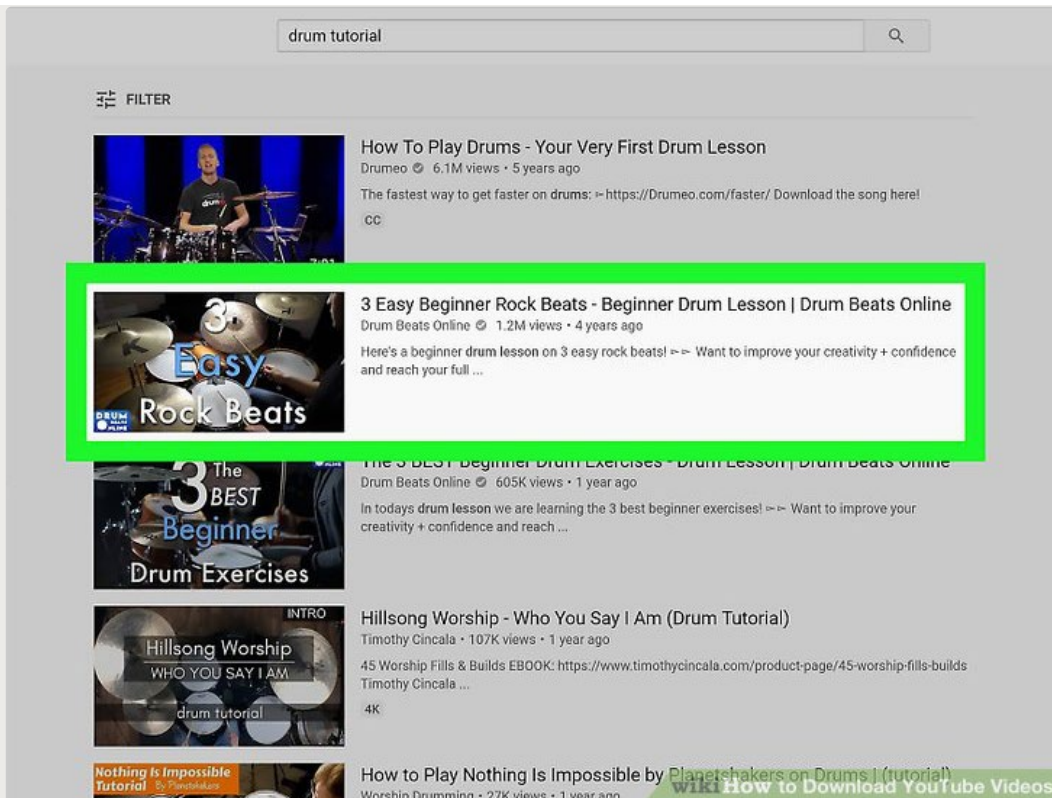
Using VLC Player on a Computer



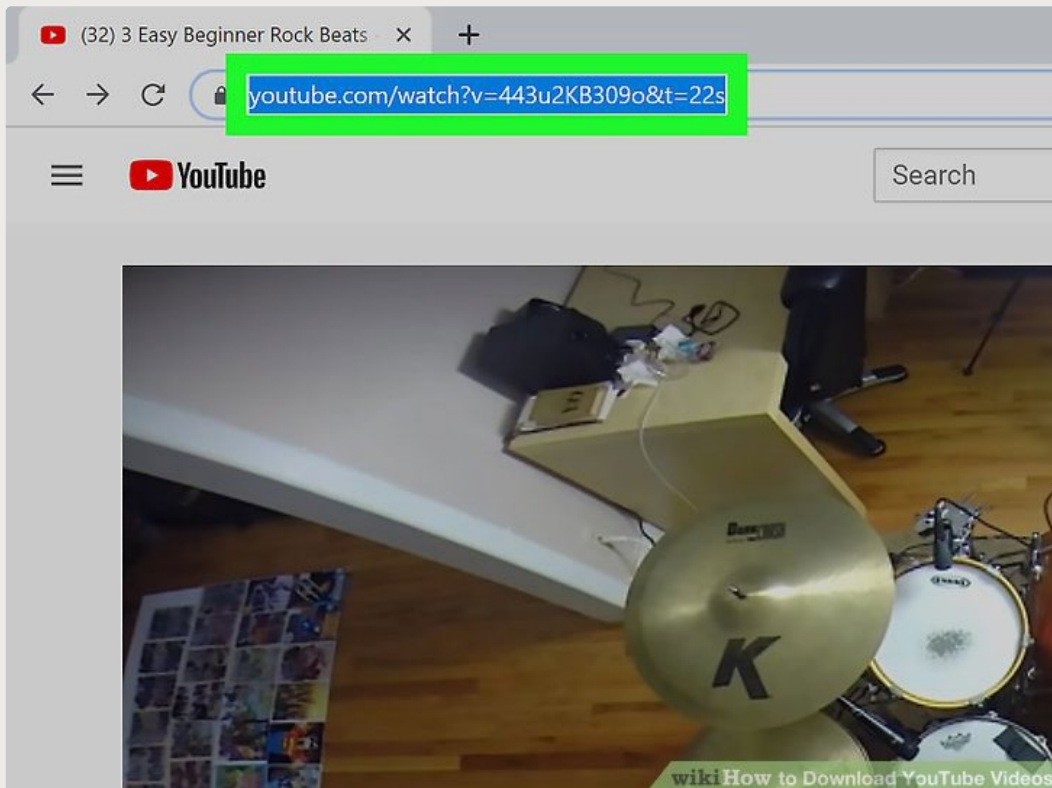
wikiHow to Download YouTube Videos

1 Go to <https://www.youtube.com> on your computer. If you have VLC Media Player on your computer, you may be able to use it to download videos from YouTube. Start by navigating to YouTube in your browser.

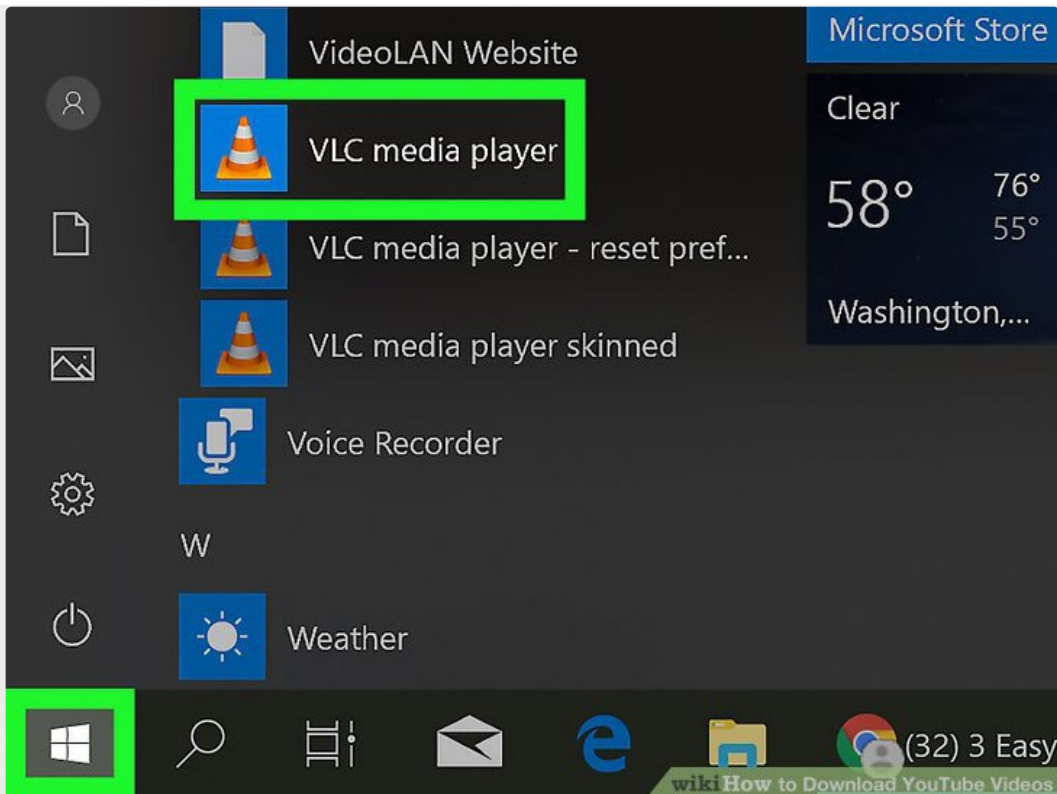
- If you don't have VLC Player on your computer, you can download it from <https://www.videolan.org> or use another method.
- This method should work for most videos, but some may display a "Your input can't be opened" error during the download.^[2]
- If it refuses to play the video, that is because Youtube actually restricts the location of the video on the web if it contains copyrighted content. The only way to get around this is to use a download website not subject to this, such as mpgun.com, or use a computer program.



2 Go to the video you want to download. You can search for the video using the "Search" bar at the top of the screen. Once you select the video, it should begin playing right away.

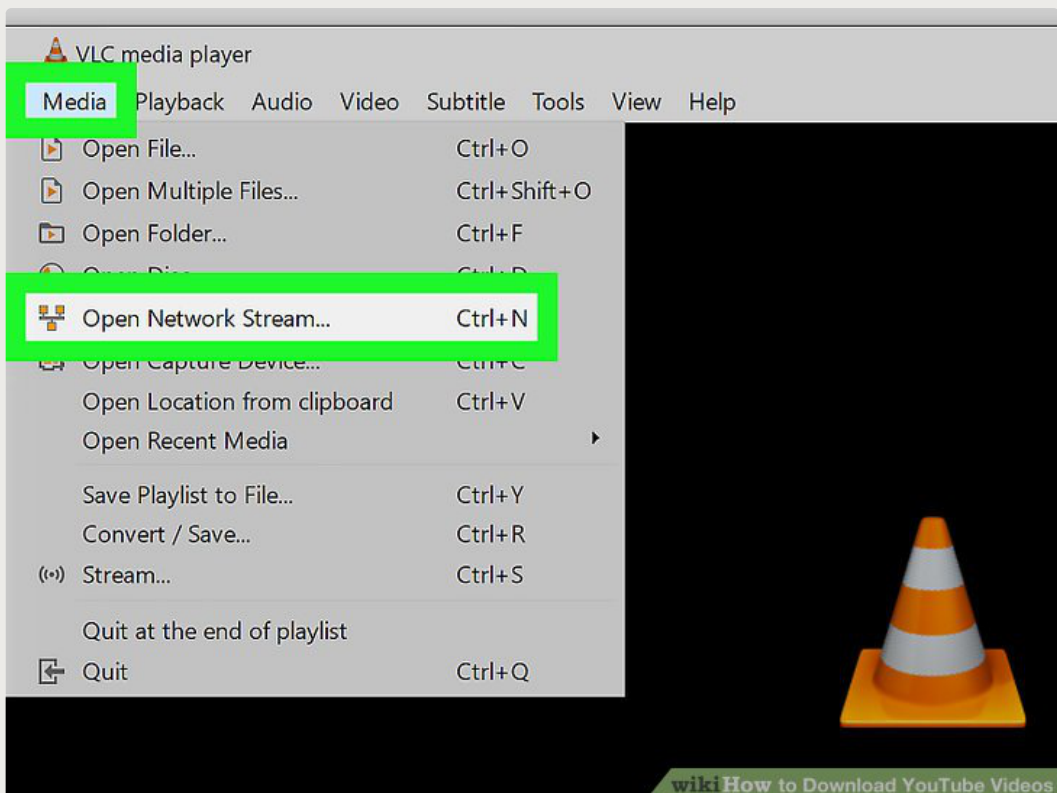


3 Copy the video's URL. You can do this by highlighting the URL in the address bar at the top of the browser and pressing **Ctrl + C** (PC) or **Command + C** (Mac).



4 Open VLC Player. It should be in the Start menu on Windows and in the Applications folder on macOS. It's the icon of an orange traffic cone.

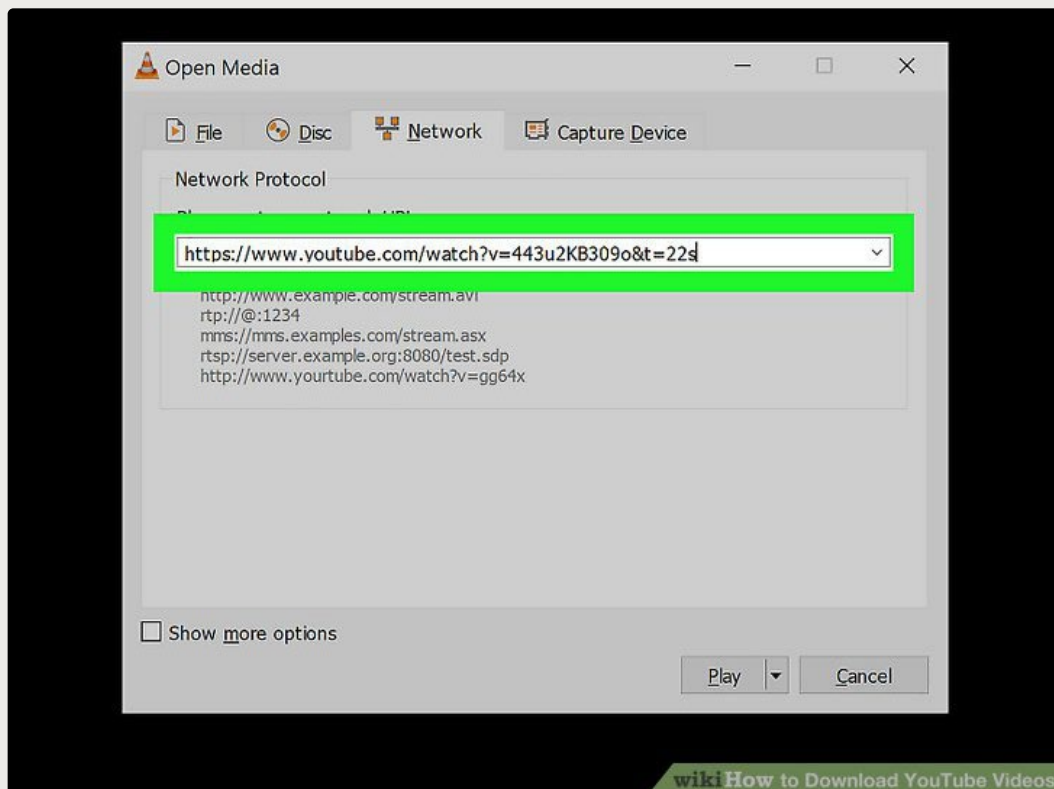
- If you don't have it already, you can download VLC for free at <https://www.videolan.org>. VLC is an open-source video player with a lot of beneficial features for playing all kinds of files.^[3]



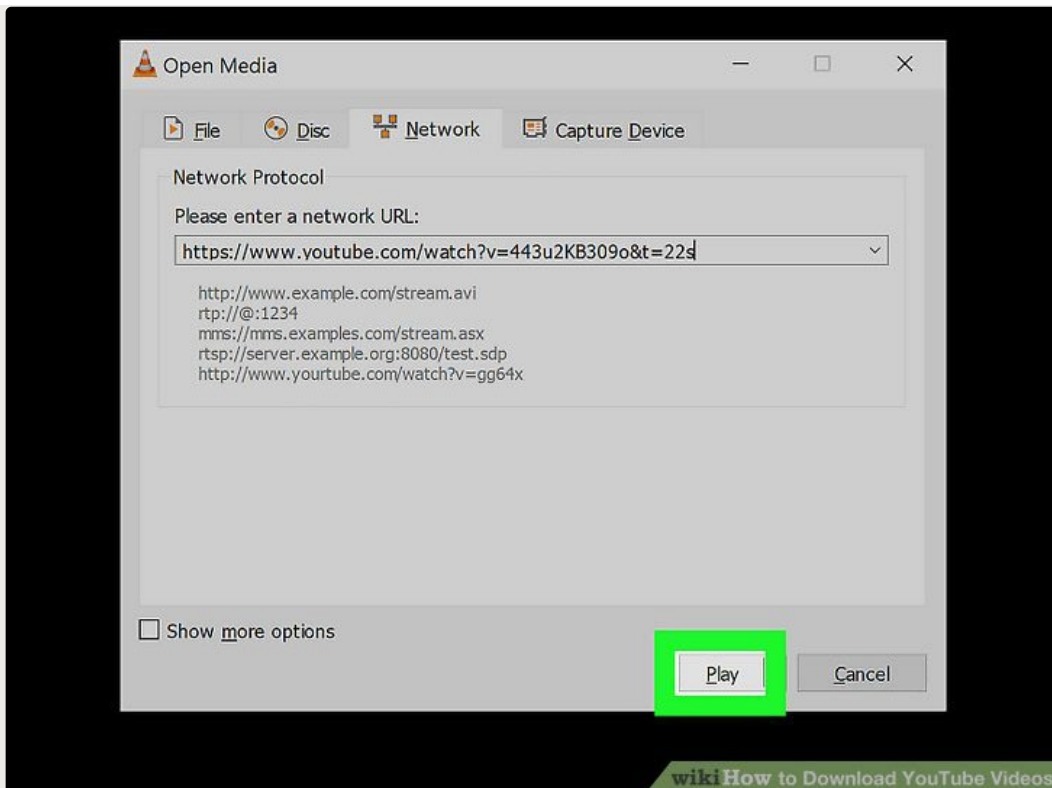
Open a new Network stream. Network streams allow you to play content from your

5 web browser in VLC. The steps are a little different for Windows and macOS:

- Windows: Click **Media**, then click **Open Network Stream....**
- macOS: Click **File** and then **Open Network**.

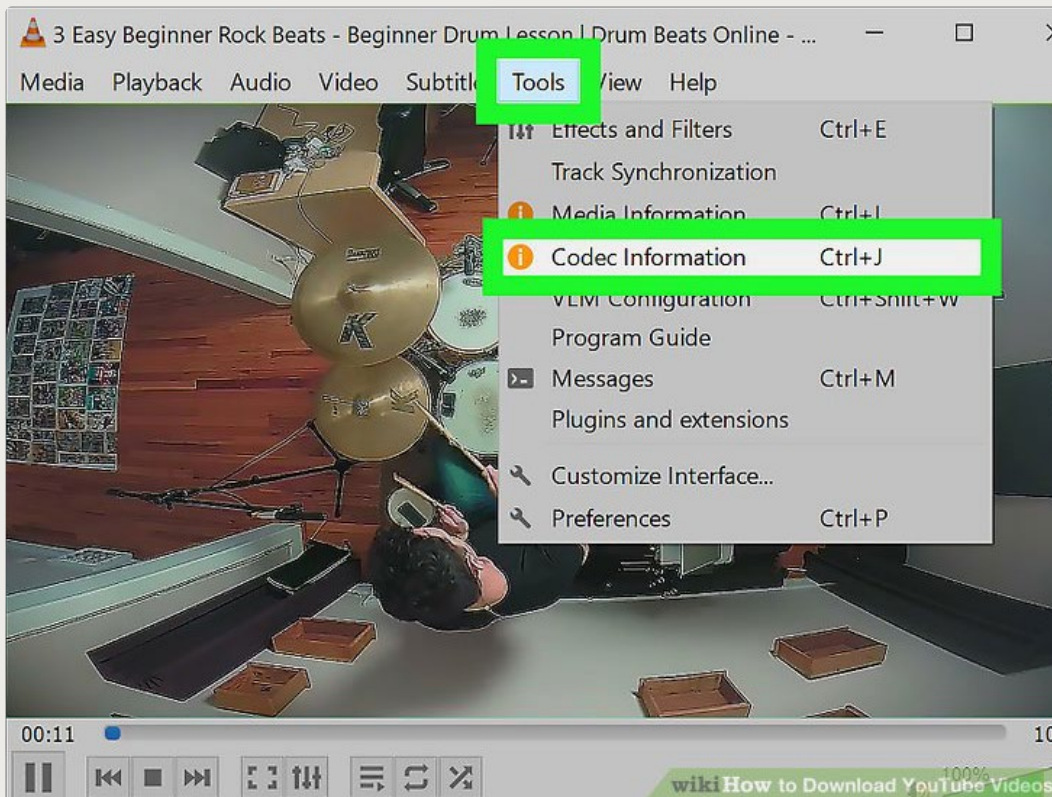


6 Paste the YouTube video's URL into the field. Click the "Please enter a network URL" text box, then press **Ctrl+V** (PC) or **Command+V** (Mac).



wikiHow to Download YouTube Videos

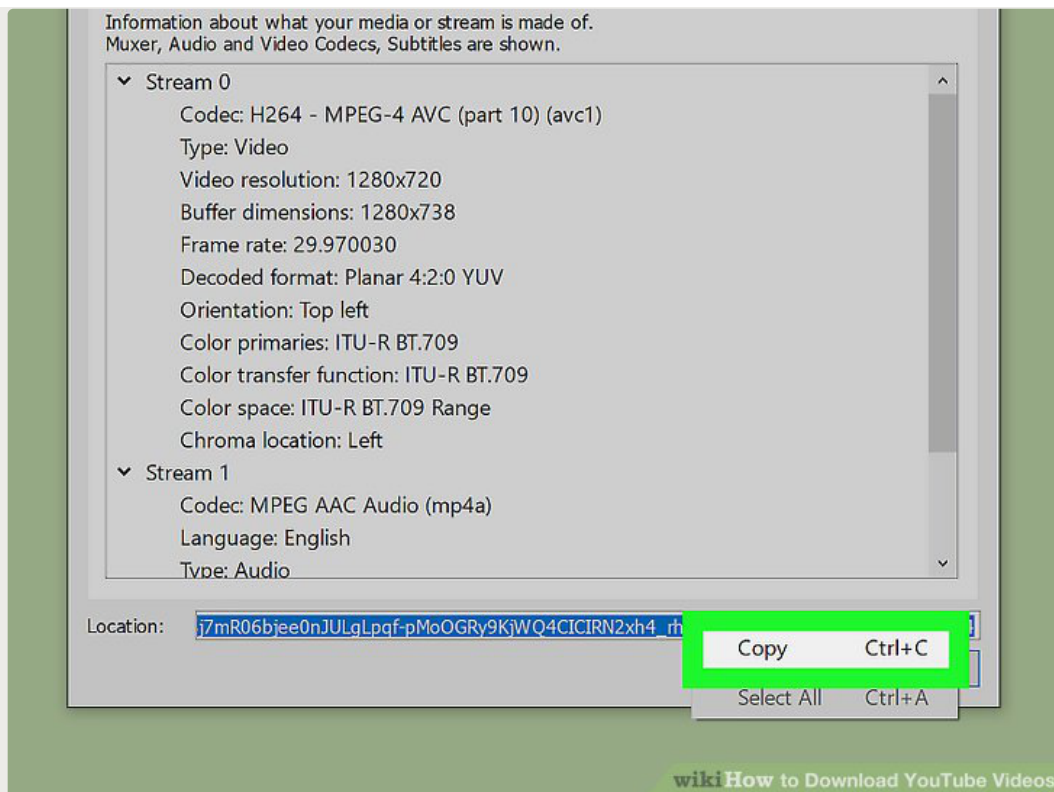
7 Click **Play** (PC) or **Open** (Mac). This will open the YouTube video in VLC.



wikiHow to Download YouTube Videos

8 View the video's codec information. To do so:

- Windows: Click **Tools**, then click **Codec Information**.
- Mac: Click **Window**, then click **Media Information**.



wikiHow to Download YouTube Videos

9 Copy the "Location" field. At the bottom of the window, you'll see a long address that you'll need to copy. Highlight the entire address and then follow these steps to copy it:

- Windows: Right-click the highlighted link and click **Copy**.
- Mac: Right-click the text field and click **Open URL**.



wikiHow to Download YouTube Videos

Paste the copied URL into your web browser and press **Enter**. You can skip

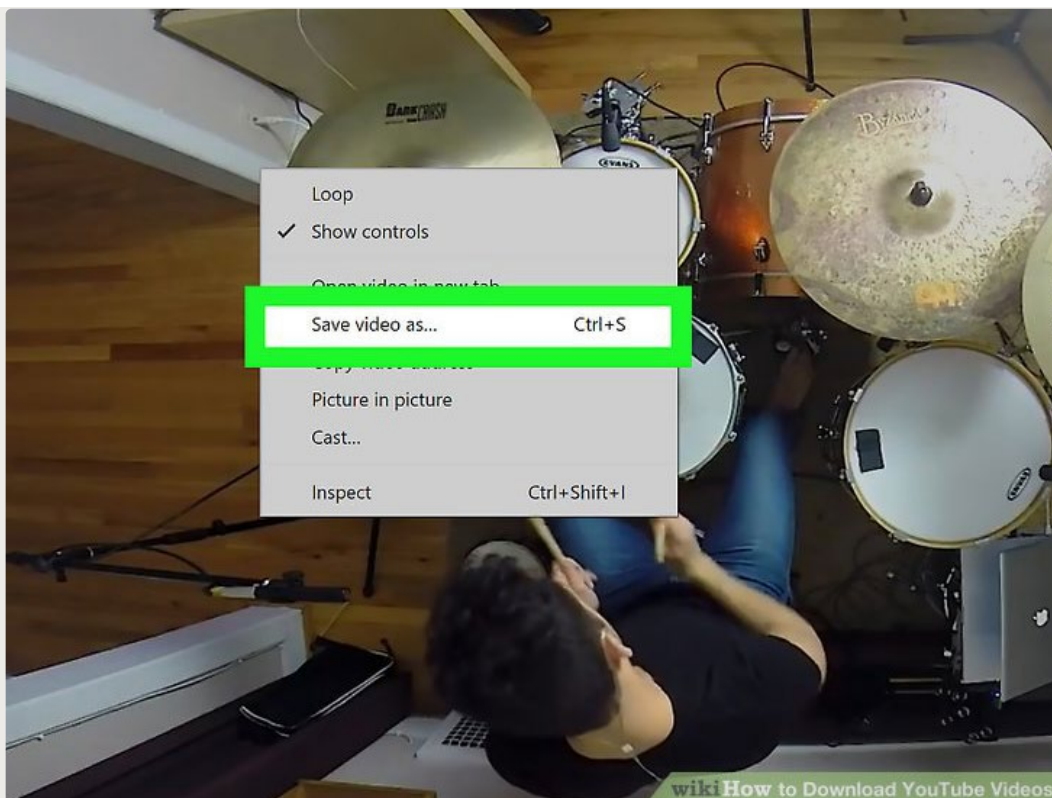
10

this step if you're using a Mac as the video should already appear in a browser. If you're using Windows, open a new browser tab, right-click the address bar, and then click **Paste**.

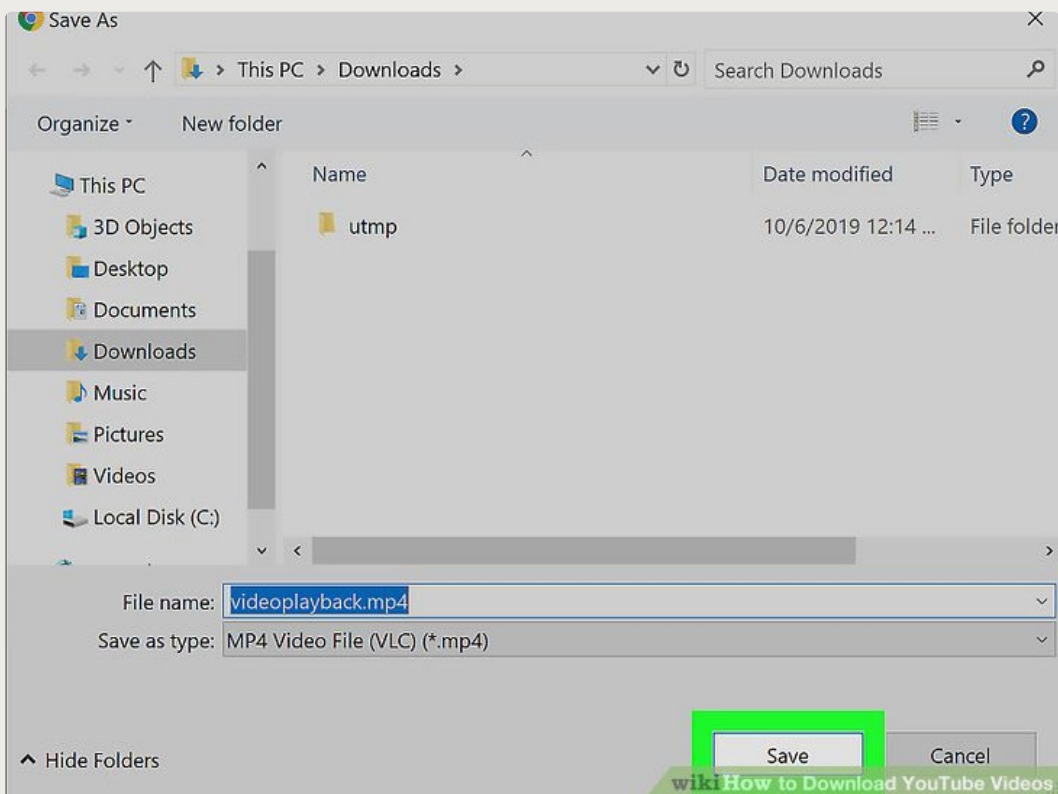


11

Right-click the video and select **Save video as...**. This should open your computer's "Save" dialog.



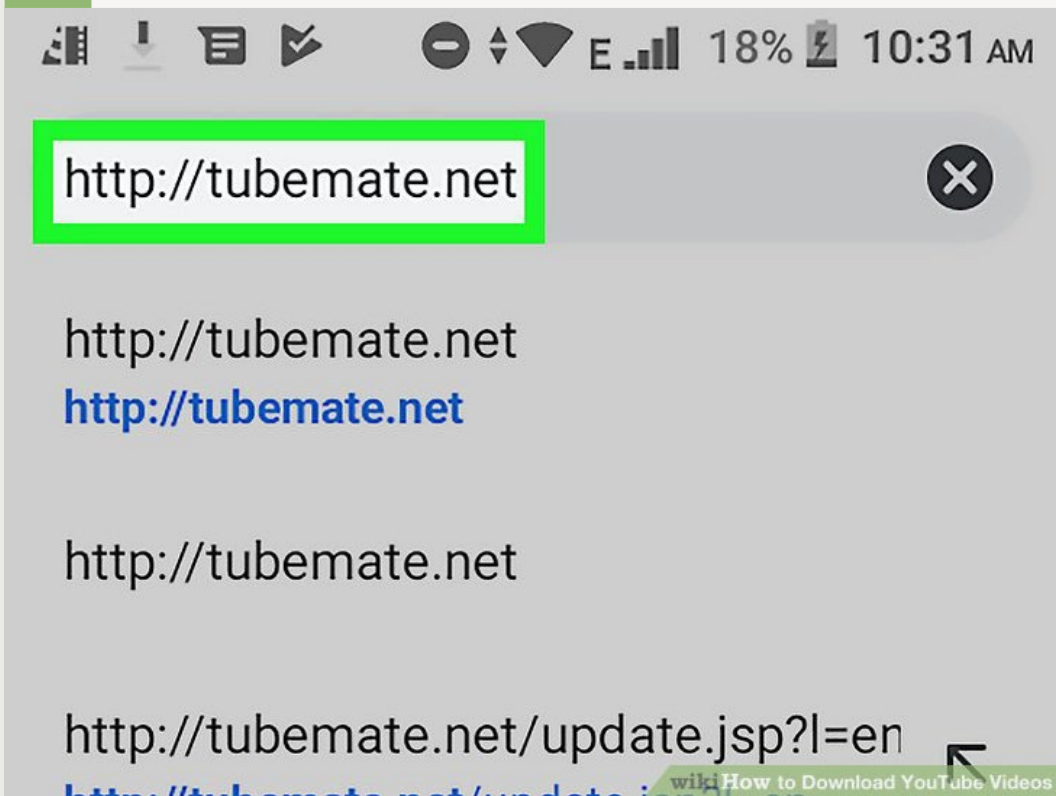
12 **Download the video.** Right-click the video in your browser, then click **Save video as** in the resulting drop-down menu. The video will begin downloading onto your computer as an MP4 file with the name "videoplayback".



13 **Select a location and click **Save**.** This downloads the video to your computer. Once the file is downloaded, you can view it by double-clicking the file.

Method
4

Using TubeMate for Android



1 Go to <https://tubemate.net> in your Android's web browser. Tubemate is a free app that lets you download YouTube videos to your Android. The app isn't available from the Play Store, but you can download the APK and install it manually.

- There's always a bit of a risk when downloading APK files, but Tubemate is a popular app with many reputable users.^[4]



Previous Version (2.1.15.732) wiki How to Download YouTube Videos

2 Tap the **APKMirror** link to download. This brings you to the APKMirror download site.

✓ Verified safe to install (read more)



Advertisement

SPONSORED SEARCHES ⓘ

app sdk

invoice app

wiki How to Download YouTube Videos

3 Scroll down and tap the red **DOWNLOAD APK** button. There are a lot of other links on the page so make sure you're tapping the one with this text. A pop-up will appear at the bottom, asking if you want to keep the file.

3.2.9-1126_minAPI15(arm64-v8a,armeabi,armeabi-v7a,mips,mips64,x86,x86_64)(nodpi)_apkmirror.com.apk anyway?

Cancel

OK

wikiHow to Download YouTube Videos

- 4 Tap **OK** on the pop-up. This downloads the file to your Android. When the download is complete, a pop-up will appear that display the word "Open."

Advertisement

✓ devian.tubemate.v3_3.2.9-1126_minAPI15(arm64-v8a,armeabi,armeabi-v7a,mips,mips64,x86,x86_64)(nodpi)_apkmirror.com.apk.

Open

wikiHow to Download YouTube Videos

- 5 Tap **Open** on the pop-up window. A confirmation message will appear.

CANCEL

INSTALL

wikiHow to Download YouTube Videos

6 Tap **INSTALL**. The app will now install on your Android.

DONE

OPEN

wikiHow to Download YouTube Videos

7 Tap **OPEN** when the installation is complete. It's at the bottom-right corner of the confirmation message.

Terms of use

TubeMate must be used for private purposes only. Any commercial use or redistribution of the contents transmitted by TubeMate is strictly forbidden.

DISAGREE

AGREE

wikiHow to Download YouTube Videos

- 8 Review the terms and tap . Tapping **AGREE** means you agree to download videos for private use only.

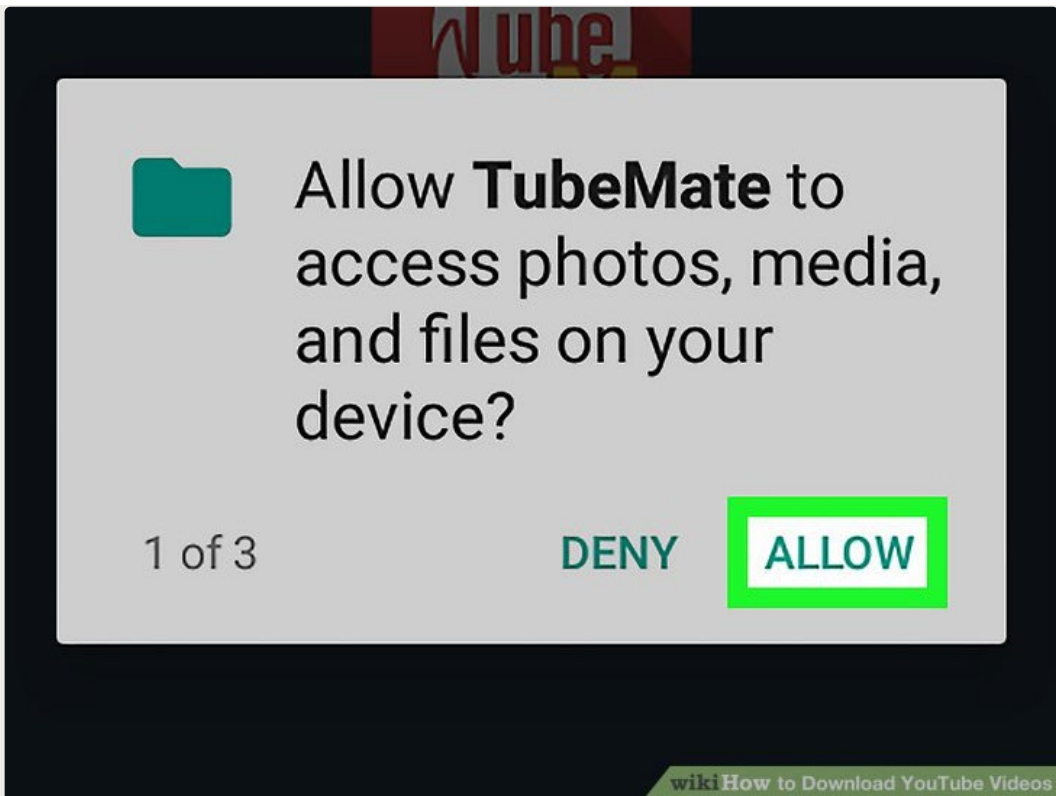
Permissions are required for TubeMate to work properly.

- WRITE_STORAGE : saves files.
- READ_PHONE_STATE : stops music when phone rings.
- LOCATION : for advertisement only.

OK

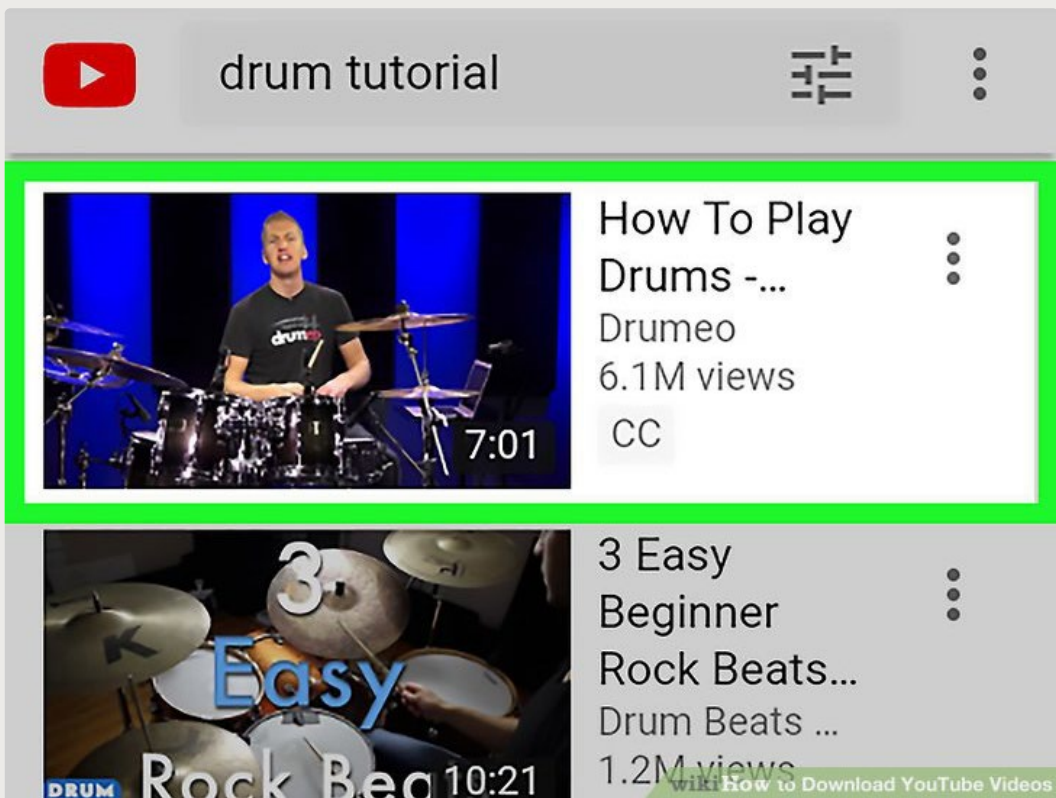
wikiHow to Download YouTube Videos

- 9 Tap  on the **Permissions pop-up**. This just explains the permissions you'll need to give Tubemate to run.

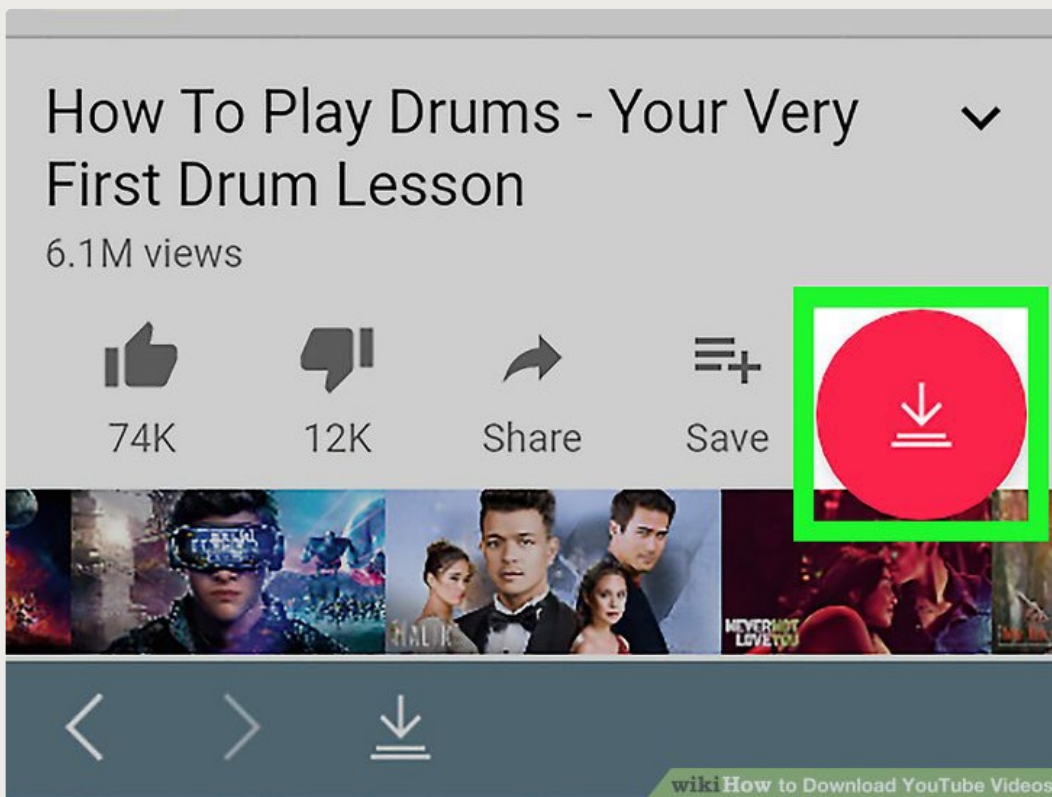


10 Follow the on-screen instructions to grant permissions to Tubemate. You should allow Tubemate to save files to your Android and "draw" over other apps. The rest of the permissions are optional.

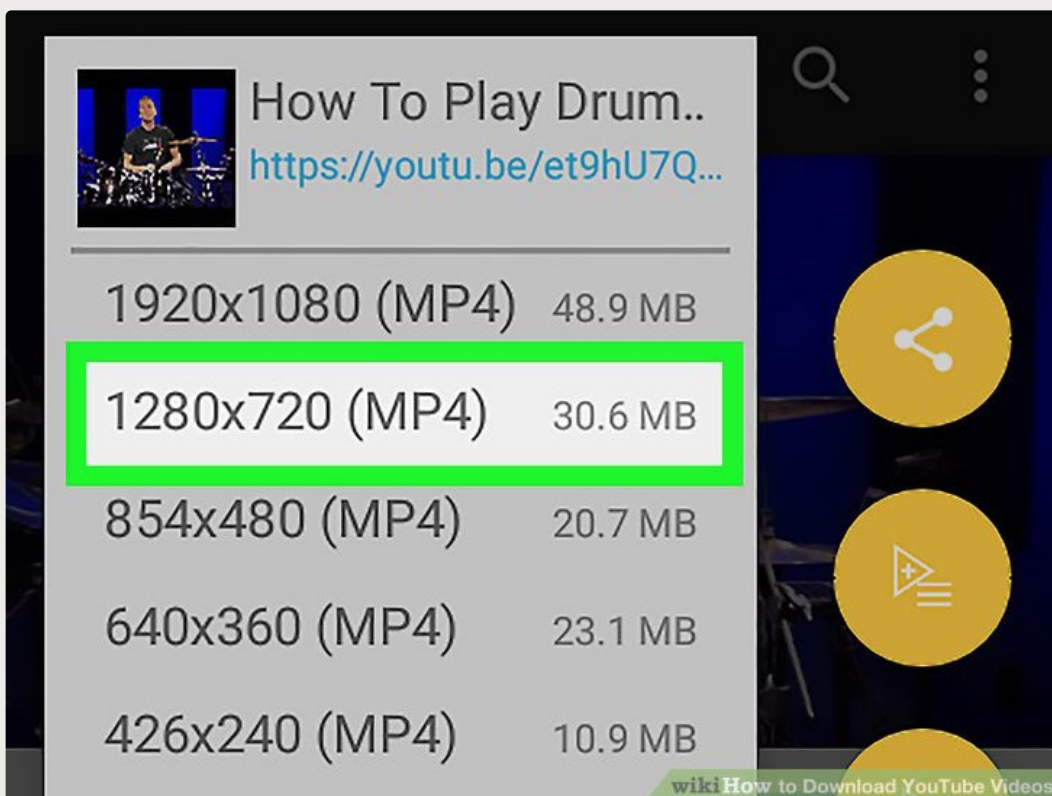
- When prompted to enable "Drawing over apps," slide the switch to the On position, and then tap the back button to open the Tubemate page (which looks like YouTube).



11 Search for the video you want to download. Tubemate will open to a screen that's identical to YouTube. After tapping through a quick how-to, use the search box at the top of the screen to open the video you want to download.

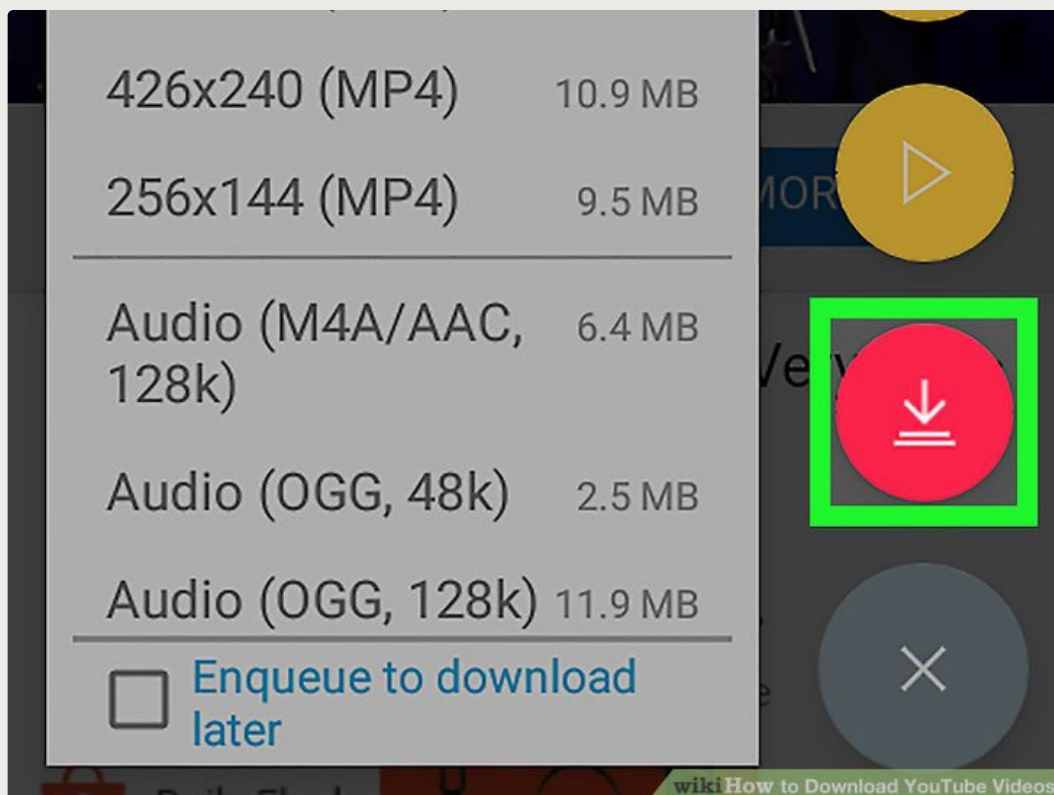


12 Tap the red arrow icon. It's at the bottom-right corner of the screen. A list of download options for the video will appear.



13 Tap the desired size and file type. The video formats are at the top half of the screen, and the audio options are on the bottom. Choose one of the **MP4** formats to download a video.

- The largest resolution (1900 x 1080) will produce the largest file size. You can see the exact file size on the right side of each option.



14 Tap the red arrow icon. It's on the right side of the screen. This will download the video to your Android. Once the video is downloaded, you can view it in your **Photos** or **Gallery** app the way you would any other video.

- If a pop-up appears asking you to download something, choose **No**. These pop-ups look like system warnings but they are ads that bring you to the Play Store. They won't install anything bad, but don't be tricked into downloading anything extra.

Method
5

Using KeepVid on an iPhone or iPad



Documents by Readdle

File manager, media player



4.7 ★★★★★

153K Ratings

#28

Productivity

17+

Age

What's New

Version History

Version 6.9.8


1w ago

Another "spit and polish" release. [add: How to Download YouTube Videos](#)

1 Install Documents by Readdle on your iPhone or iPad. Apple makes it sort of difficult to download files to your iPhone or iPad, so you'll use an app called Readdle.

Here's how to get it:

- Open the **App Store**.
- Tap **Search** at the bottom-right corner.
- Type `readdle` into the search bar at the top of the screen and tap `Search`.
- Tap **GET** or the cloud icon next to "Documents by Readdle." It's the gray "D" icon with yellow and green accents.
- Follow the on-screen instructions.



2 Open YouTube on your iPhone or iPad. It's the white icon with a red rectangle and white triangle inside.



How To Play Drums - Your Very First Drum Lesson
Drumeo
6.1M views · 5 years ago

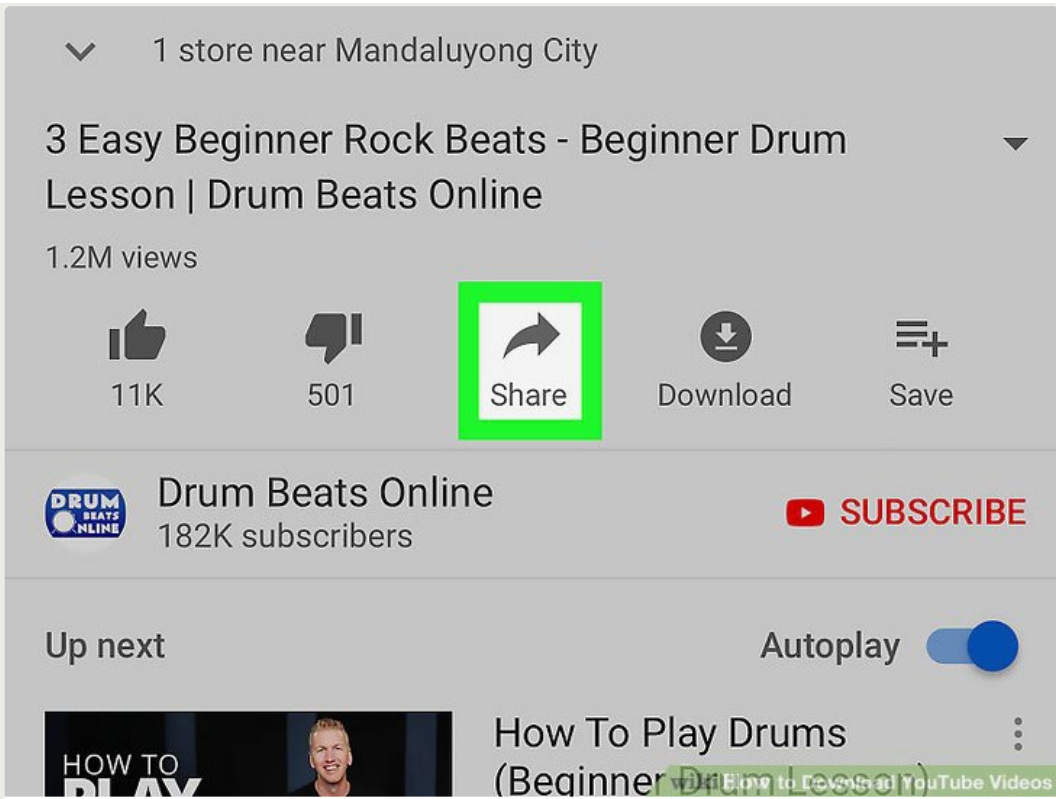


3 Easy Beginner Rock Beats - Beginner Drum Lesson | Drum Beats Onli...
Drum Beats Online
1.2M views · 4 years ago

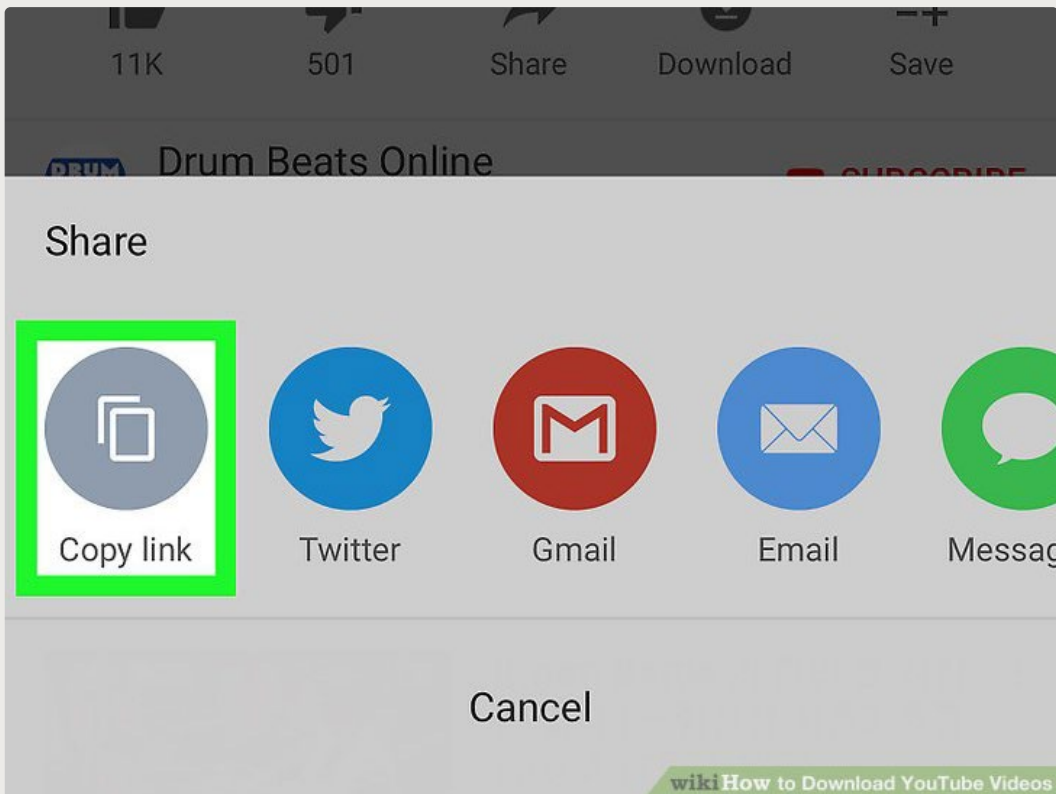


The 3 BEST Beginner Drum Exercises - Drum Lesson | Drum Beats Online
Drum Beats Online
605K views · 1 year ago


3 Go to the video you want to download. Tap the magnifying glass at the top of the screen to search, or tap **Library** at the bottom-right corner to browse videos you've saved. Once you get to the video, it will start playing immediately.



4 Tap **Share**. It's the icon with an arrow below the video's title. Several sharing icons will appear.

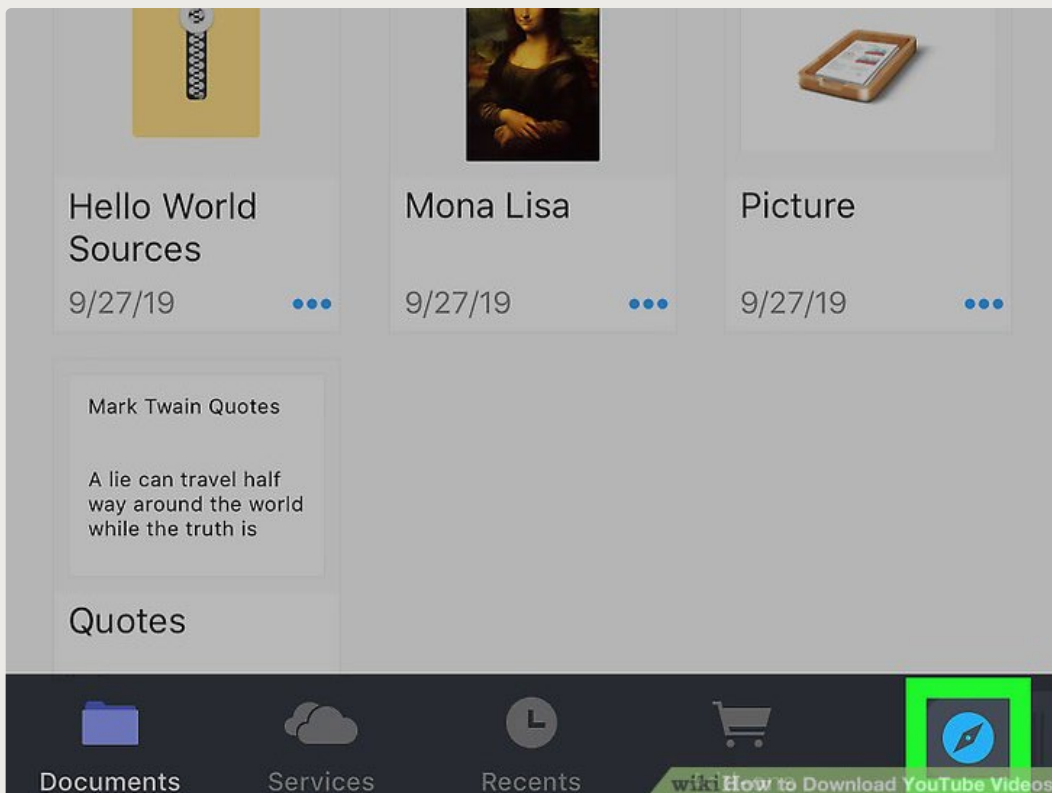


5 Tap **Copy link**. It's the gray icon with two overlapping rectangles in the bottom row of icons. This copies the video's link to your clipboard.



wikiHow to Download YouTube Videos

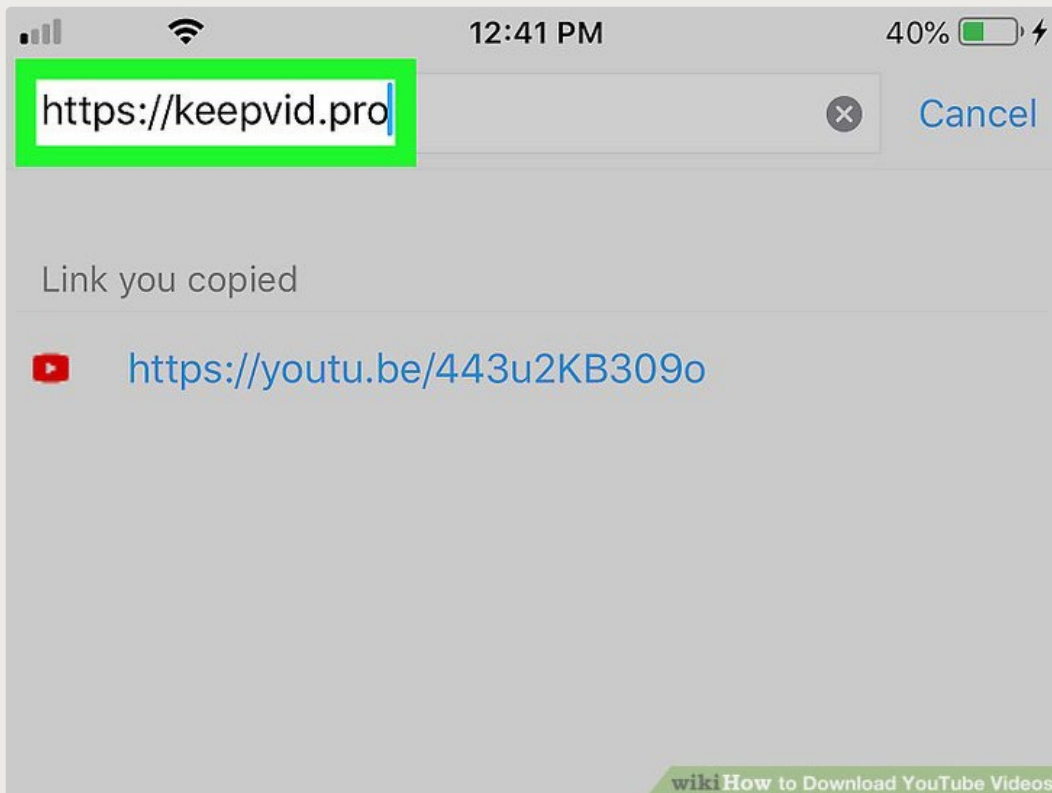
- 6** Open the **Documents** app. It's the gray "D" icon with yellow and green accents. It should now occupy the last icon position on your home screen.
- Since it's your first time using the app, tap **Continue** when prompted, and then proceed through the screens until you reach the screen that says "Documents" at the top.



wikiHow to Download YouTube Videos

Tap the blue compass icon. It's at the bottom-right corner of the "Documents"

7 screen. This opens a web browser.



8 Go to <https://keepvid.pro> in the browser. You can do this by typing the URL into the "Go to this address" bar at the top of the screen and then tapping **Go**.

Free YouTube Downloader

Convert Video from YouTube to MP4 Online

Download Now

By using our service you are accepting our [terms of use](#).

Recommended

wikiHow to Download YouTube Videos

Tap the "Enter Link" field. This springs open your keyboard.

9

Free YouTube Downloader

Convert Video from YouTube to MP4 Online

Search or Enter Link Like: <https://www.youtuk>

Download Now

By using our service you are accepting our [terms of use](#).

Recommended

wikiHow to Download YouTube Videos

10 Tap and hold the "Enter Link" field. After a second or so, the "Select All" and "Paste" options will appear.

Free YouTube Downloader

Select All

Paste

Convert Video from YouTube to MP4 Online

Search or Enter Link Like: <https://www.youtuk>

Download Now

By using our service you are accepting our [terms of use](#).

Recommended

wikiHow to Download YouTube Videos

Tap **Paste**. The YouTube video link you copied will appear in the blank.

Free YouTube Downloader

Convert Video from YouTube to MP4 Online

<https://youtu.be/443u2KB309o>

Download Now

By using our service you are accepting our [terms of use](#).

We Are Trying To Get Download Link

wikiHow to Download YouTube Videos

12 Tap the blue [Download Now](#) button. Keepvid will locate the video and provide some download options below.

Beginner Drum Lesson | Drum Beats Online

Duration: 00:10:21

Best Download / 720P MP4

Download Other Formats

Wanna download YouTube to MP3? Try [YouTube to MP3 Converter](#).

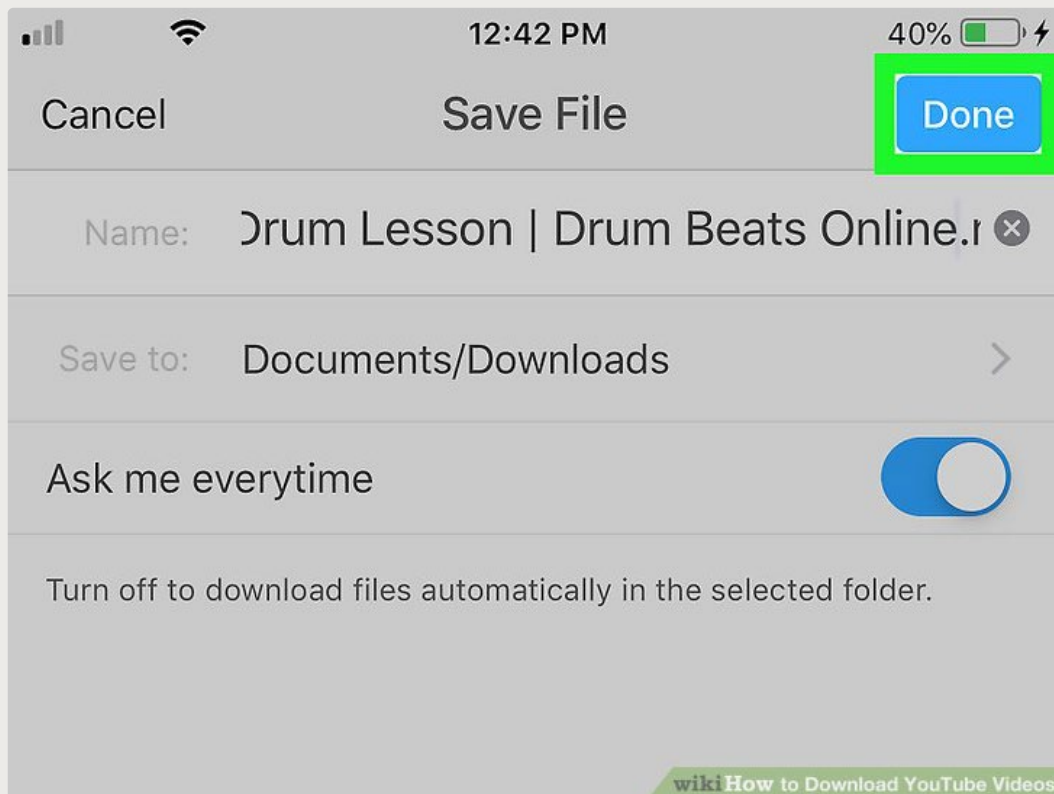
wikiHow to Download YouTube Videos

Scroll down and tap [Best Download](#). It's the blue button below the video's

13

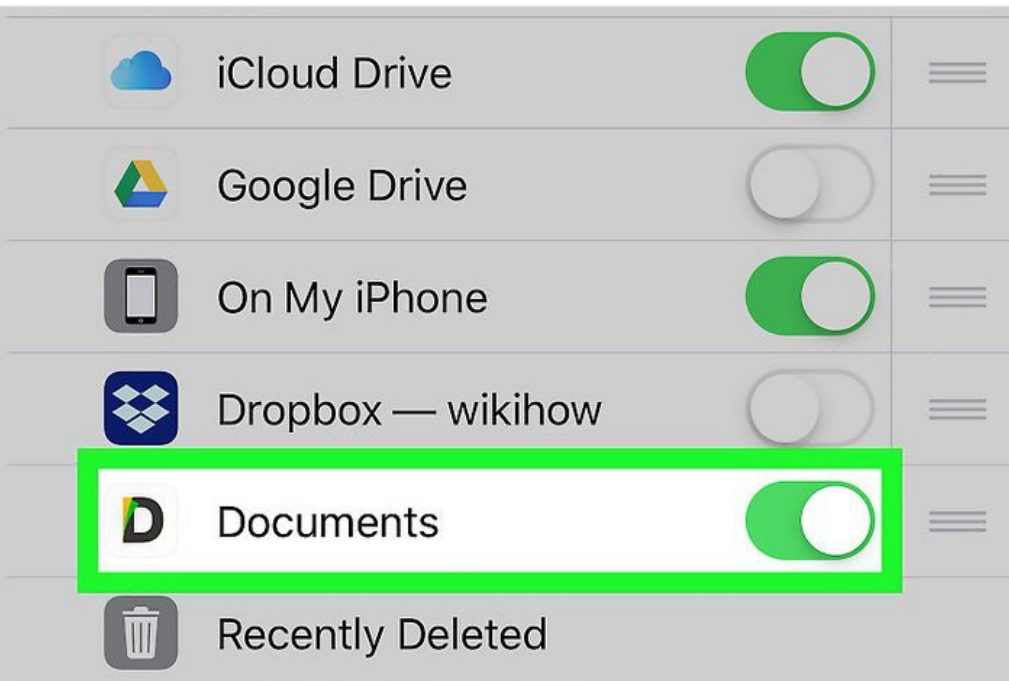
duration. The "Save File" screen will appear.

- If you want a smaller file, you can tap the **Download Other Formats** button below instead and choose something else.



14

Rename the file (optional) and tap ~~Done~~. This downloads the video to your iPhone or iPad. Once the video is downloaded, you'll be returned to the main Documents by Readdle screen.



Favorites

wikiHow to Download YouTube Videos

15 Add the Readdle folder to the Files app. If you add Readdle to your Files app it'll be easy for you to access your downloaded videos. Here's how:

- Open the **Files** app (the blue folder) on your home screen. It may be buried in a folder.
- Tap **Browse** at the bottom.
- Tap **Edit** at the top-right corner.
- Slide the "Documents" switch to the On (green) position.
- Tap **Done** at the top-right corner.
- You can now use the **Files** app to access the videos you download with Documents by Readdle.

Documents

Downloads

Select

Search



3 Easy
Beginn...Online

12:44 PM

54.8 MB

wikiHow to Download YouTube Videos

16 Watch the downloaded video. When you're ready to watch your video(s), follow these steps:

- Open **Files**.
- Tap **Browse**.
- Tap **Documents**.
- Tap **Downloads**.
- Tap the video to watch it.

Community Q&A

Search

Add New Question

- Question

Can the downloaded video be played without internet?

Community Answer

Yes, any video downloaded using the methods above can be played without an internet connection. You'll need internet to download the video in the first place, though.

Not Helpful 56 Helpful 120

- Question

How can I download videos on a tablet?

Community Answer

If you're using an Android tablet, you can use the website downloader instructions above to download videos directly to your device. If you're using an iPad, you'll need to download

the video to a computer first and then sync it with iTunes, as videos cannot be downloaded directly to iOS devices.

Yes No

Not Helpful 63 Helpful 114

• Question

How do I download music?

[Redacted]

Community Answer

If you've found a song on YouTube that you want to download, you can use a downloading service like Clipgrab or KeepVid to process the URL. This will give you a link to the MP3 version of the video, which will just contain the music (and any other audio).

Yes No

Not Helpful 53 Helpful 94

• Question

Can I download a low-resolution video if the high-quality version is too large and takes too much time to download?

[Redacted]

Community Answer

Yes and no. It depends on where you are downloading the video from, and what options there are. Some websites have a low-resolution download option while others do not.

Yes No

Not Helpful 53 Helpful 85

• Question

How do I download only the audio?

[Redacted]

Community Answer

Many of the YouTube downloading services will offer an MP3 option when you've entered the URL. This will allow you to download a file containing just the audio from the YouTube video.

Yes No

Not Helpful 69 Helpful 98

• Question

I have an LG tablet. I would like to download movie videos from YouTube into Google Chrome for offline viewing. I seem unable to figure out what or how to do this. What do I do?

[Redacted]

Community Answer

There should be download options below every video.

Yes No

Not Helpful 24 Helpful 32

• Question

What should I do if I get an error message when I try to open a video that I downloaded from YouTube?

[Redacted]

Community Answer

Go back to the download and check to see if the download is still in progress. If it has

completed or failed, then you might have to re-download the file.

Yes No

Not Helpful 41 Helpful 55

• Question

Is VDYoutube reliable, or can it put malware on my computer?

[Answer box]

Adrian

Top Answerer

It is reliable. With video and image files you download from the Internet, as long as you can open it successfully, you can tell it is not malware. But VDYoutube is safe.

Yes No

Not Helpful 9 Helpful 13

• Question

Do any of these methods allow for editing?

[Answer box]

Community Answer

These methods will download the complete original video file. You can open the video file in your favorite video editing program after downloading it if you want to make edits.

Yes No

Not Helpful 53 Helpful 58

• Question

Can I be save the Video to my Camera Roll?

[Answer box]

Community Answer

Assuming that you are talking about an iOS Camera Roll, it is not possible to do without converting the file.

Yes No

Not Helpful 46 Helpful 40

Show more answers

Ask a Question

200 characters left

Include your email address to get a message when this question is answered.

Submit

• Already answered
• Not a question
• Bad question
• Other

[Feedback box]

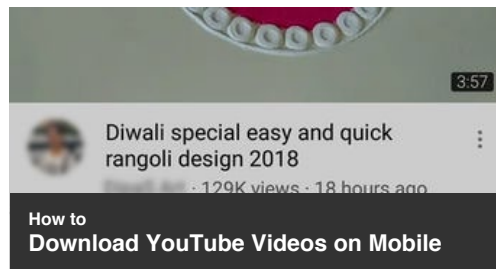
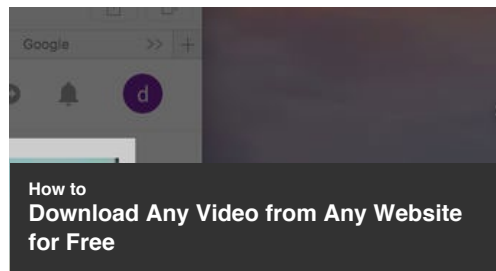
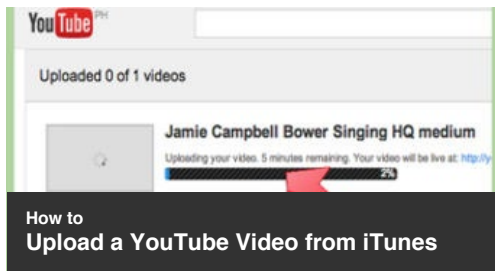
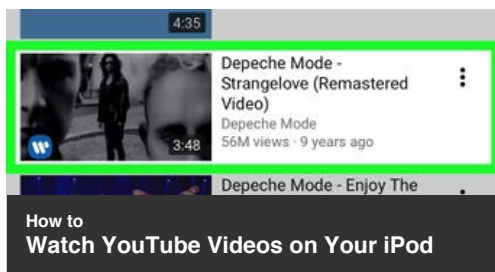
Tips

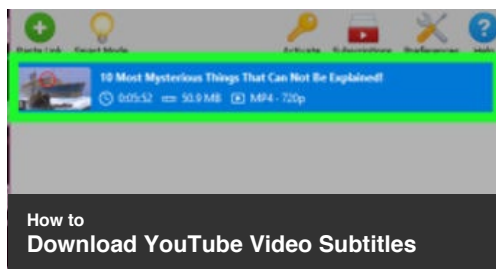

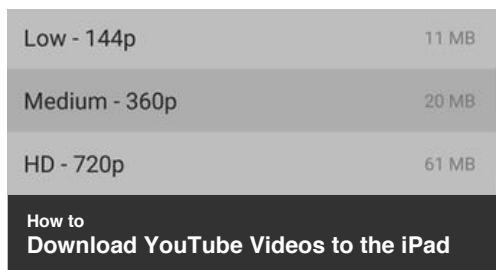
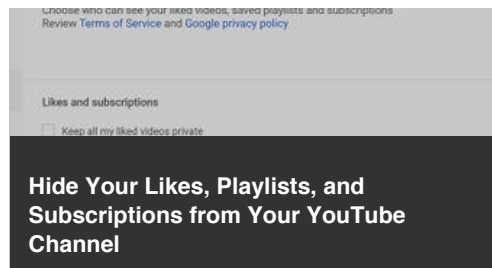
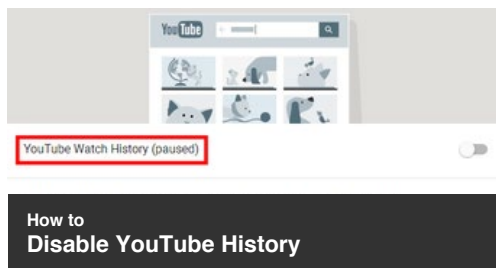
- Finding a music video and downloading it as an MP3 will result in a music file. The music may also not be the best quality because it's from a video, not a high-quality audio format.
- Be patient! Even a one-minute video may take two to three minutes to download depending on your Internet speeds.

Warnings

- Don't use the YouTube Converter website. It asks you to download their software, which ends up installing a virus on your computer. This virus, known as Y2Mate, will send you a constant stream of pop-up ads. Basically, this entire article is garbage. If you want to download videos, use stock footage or your own.
- Downloading certain music and videos may be a breach of Intellectual Property laws since companies own the rights to the video and music you are downloading. If you want to avoid this, only download from YouTube with the explicit permission of the content creator. Otherwise, you may be liable for copyright infringement.

Related wikiHows





References

- ↑ <https://www.techradar.com/reviews/4k-video-downloader>
- ↑ <https://www.groovypost.com/howto/download-youtube-vlc/>
- ↑ <http://lifehacker.com/the-best-hidden-features-of-vlc-1654434241>
- ↑ <https://www.techadvisor.co.uk/how-to/google-android/download-youtube-android-3420161>

Article Info

This article was co-authored by our trained team of editors and researchers who validated it for accuracy and comprehensiveness. wikiHow's [Content Management Team](#) carefully monitors the work from our editorial staff to ensure that each article meets our high standards.

Categories: [Downloading YouTube Videos](#)

In other languages:

Français: [télécharger des vidéos de YouTube](#), Italiano: [Scaricare Video da YouTube](#), Deutsch: [Herunterladen von Youtube Videos](#), Português: [Baixar Vídeos do YouTube](#), Español: [descargar de YouTube](#), Русский: [скачать видео из YouTube](#), Bahasa Indonesia: [Mengunduh Video YouTube](#), [YouTube をダウンロードする](#), ไทย: [ดาวน์โหลดคลิป Youtube](#), العربية: [تحميل فيديو من يوتيوب](#), हिन्दी: [यू-ट्यूब \(YouTube\) विडियो डाउनलोड करें](#), Čeština: [Jak stahovat videa z YouTube](#), Tiếng Việt: [Tải video về từ Youtube](#), [YouTube](#), Türkçe: [YouTube Videoları Nasıl İndirilir](#)

 [Print](#)  [Edit](#)  [Send fan mail to authors](#)

Thanks to all authors for creating a page that has been read 9,370,480 times.

Is this article up to date?

[Yes](#)

[No](#)

[Home](#) [About wikiHow](#) [Jobs](#) [Terms of Use](#) [Site Map](#) [Mobile view](#)